

**ALPENA COMMUNITY COLLEGE**

Audited Financial Statements  
Years Ended June 30, 2020 and 2019

**STRALEY LAMP & KRAENZLEIN P.C.**

## **Alpena Community College**

### **College Officials**

#### **Board Of Trustees**

John E. Briggs, Chairperson

Thomas R. Townsend, Vice Chairperson

Joseph Gentry II, Treasurer

Florence Stibitz, Trustee

Susan Stender, Trustee

Lisa Hilberg, Trustee

Teresa L. Duncan, Trustee

Denis J. Walterreit, Secretary

#### **Executive Council**

Dr. Donald C. MacMaster, President

Richard L. Sutherland, Vice President for Administration and Finance

Deborah A. Bayer, Vice President of Instruction

Nancy L. Seguin, Dean of Students

Denis J. Walterreit, Director of Public Information and Marketing

Brenda L. Herman, Executive Director of ACC Foundation

Wendy L. Brooks, Dean for Learning Resource Center/Media

Carolyn A. Daoust, Director of Human Resources

Jeffrey D. Blumenthal, Director of Administrative Information Systems

## Contents

	<u>Page</u>
<b>Independent Auditor's Report</b>	1
<b>Management's Discussion and Analysis</b>	4
<b>Financial Statements</b>	
Statement of Net Position	16
Statement of Revenues, Expenses and Changes in Net Position	17
Statement of Cash Flows	18
Notes to Financial Statements	20
<b>Required Supplemental Information</b>	
Schedule of Proportionate Share of the Net Pension Liability	46
Schedule of the Pension Contributions	48
Schedule of Proportionate Share of the Net OPEB Liability	50
Schedule of OPEB Contributions	51
<b>Other Supplemental Information</b>	
Combining Statement of Net Position - June 30, 2020	54
Combining Statement of Revenues, Expenses and Changes in Net Position – For the Year Ended June 30, 2020	56
Combining Statement of Net Position - June 30, 2019	58
Combining Statement of Revenues, Expenses and Changes in Net Position – For the Year Ended June 30, 2019	60

---

## Independent Auditor's Report

To the Board of Trustees  
Alpena Community College  
Alpena, Michigan

### Report on the Financial Statements

We have audited the accompanying financial statements of the business-type activities and discretely presented component units of Alpena Community College, Alpena, Michigan, (the "College") as of and for the years ended June 30, 2020 and 2019 and the related notes to the financial statements, which collectively comprise Alpena Community College's basic financial statements as listed in the table of contents.

### Management's Responsibility for the Financial Statements

Management is responsible for the preparation and fair presentation of these financial statements in accordance with accounting principles generally accepted in the United States of America; this includes the design, implementation, and maintenance of internal control relevant to the preparation and fair presentation of financial statements that are free from material misstatement, whether due to fraud or error.

### Auditor's Responsibility

Our responsibility is to express an opinion on these financial statements based on our audits. We conducted our audits in accordance with auditing standards generally accepted in the United States of America and the standards applicable to financial audits contained in *Government Auditing Standards*, issued by the Comptroller General of the United States. The financial statements of Alpena Community College Foundation, the discretely presented component unit, were not audited in accordance with *Government Auditing Standards*. Those standards require that we plan and perform the audit to obtain reasonable assurance about whether the basic financial statements are free from material misstatement.

An audit involves performing procedures to obtain audit evidence about the amounts and disclosures in the financial statements. The procedures selected depend on the auditor's judgment, including the assessment of the risks of material misstatement of the financial statements, whether due to fraud or error. In making those risk assessments, the auditor considers internal control relevant to the entity's preparation and fair presentation of the financial statements in order to design audit procedures that are appropriate in the circumstances, but not for the purpose of expressing an opinion on the effectiveness of the entity's internal control. Accordingly, we express no such opinion. An audit also includes evaluating the appropriateness of accounting policies used and the reasonableness of significant accounting estimates made by management, as well as evaluating the overall presentation of the financial statements.

We believe that the audit evidence we have obtained is sufficient and appropriate to provide a basis for our audit opinions.

## Opinions

In our opinion, based on our audits, the financial statements referred to above present fairly, in all material respects, the respective financial position of the business-type activities and the discretely presented component unit of Alpena Community College as of June 30, 2020 and 2019, and the respective changes in financial position, and, where applicable, cash flows thereof for the years then ended in accordance with accounting principles generally accepted in the United States of America.

## Other Matters

### *Required Supplementary Information*

Accounting principles generally accepted in the United States of America require that the management's discussion and analysis, and the schedules of pension and OPEB liabilities, as identified in the table of contents, be presented to supplement the basic financial statements. Such information, although not a part of the basic financial statements, is required by the Governmental Accounting Standards Board, who considers it to be an essential part of financial reporting for placing the basic financial statements in an appropriate operational, economic, or historical context. We have applied certain limited procedures to the required supplementary information in accordance with auditing standards generally accepted in the United States of America, which consisted of inquiries of management about the methods of preparing the information and comparing the information for consistency with management's responses to our inquiries, the basic financial statements, and other knowledge we obtained during our audit of the basic financial statements. We do not express an opinion or provide any assurance on the information because the limited procedures do not provide us with sufficient evidence to express an opinion or provide any assurance.

### *Other Information*

Our audit was conducted for the purpose of forming an opinion on the financial statements that collectively comprise Alpena Community College's basic financial statements. The accompanying other supplemental information, as identified in the table of contents, is presented for purposes of additional analysis and is not a required part of the basic financial statements.

The other supplemental information is the responsibility of management and were derived from and related directly to the underlying accounting and other records used to prepare the basic financial statements. Such information has been subjected to the auditing procedures applied in the audit of the basic financial statements and certain additional procedures, including comparing and reconciling such information directly to the underlying accounting and other records used to prepare the basic financial statements or to the basic financial statements themselves, and other additional procedures in accordance with the auditing standards generally accepted in the United States of America. In our opinion, the supplemental information, as identified in the table of contents, is fairly stated in all material respects in relation to the basic financial statements as a whole.

## Other Reporting Required by *Government Auditing Standards*

In accordance with *Government Auditing Standards*, we have also issued a report dated October 8, 2020 on our consideration of Alpena Community College's internal control over financial reporting and on our tests of its compliance with certain provisions of laws, regulations, contracts and grant agreements and other matters. The purpose of that report is to describe the scope of our testing of internal control over financial reporting and compliance and the results of that testing, and not to provide an opinion on the effectiveness of Alpena Community college's internal control over financial reporting or on compliance. That report is an integral part of an audit performed in accordance with *Governmental Auditing Standards* in considering Alpena Community College's internal control over financial reporting and compliance.

Straley Lamp & Kraenzlein P.C.

October 8, 2020

*This page is intentionally left blank.*

## Alpena Community College

### Management's Discussion and Analysis

---

The following is management's discussion and analysis of the financial position and results of operations for the fiscal year ended June 30, 2020. This discussion, the financial statements and related footnotes have been prepared by and are the responsibility of management at Alpena Community College, (the "College").

#### Using This Annual Report

This report consists of three basic financial statements: statement of net position; statement of revenues, expenses, and changes in net position; and statement of cash flows. Taken together these three statements provide information on the College as a whole, as well as a long-term view of the College's finances. The following activities are included in the College's basic financial statements:

Primary institution (College) – All of the programs and services associated with a college fall into this category, including instruction, public service, and support services.

Component Unit (Alpena Community College Foundation – the "Foundation") – GASB No. 39 requires a legally separate, tax-exempt entity be presented with a primary institution that meets the following criteria:

1. The economic resources received by the separate organization are entirely or almost entirely for the direct benefit of the primary government, its component units, or its constituents.
2. The primary government, or its component units, is entitled to, or has the ability to otherwise access, a majority of the economic resources received or held by the separate organization.
3. The economic resources received or held by an individual organization, when the specific primary government or its component units is entitled to or has the ability to otherwise access, are significant to that primary government.

In compliance with this statement, the Foundation is reported as a component unit of the College and its financial position and financial activities are presented separately from the rest of the College's activities in the statements of net position and statements of revenues, expenses and changes in net position, in separate columns.

#### Financial Highlights

- GASB Statements No. 68 and No. 75 require that the College incorporate into its financial statements the net unfunded pension liability and other postemployment benefits (OPEB) for retirement funds managed by the State of Michigan. The reported unfunded Michigan Public Schools Employee Retirement System (MPERS) pension liability for non-university employees is approximately \$33.1 billion and the reported unfunded OPEB liability is approximately \$7.18 billion. The College's allocated pension portion is \$26,219,184, or 0.07917224% of the total and the unfunded OPEB portion is \$5,456,362, or 0.07601774%. GASB Statement No. 68, *Accounting and Financial Reporting for Pensions*, issued in June of 2012, requires the College to recognize its unfunded pension benefit obligation. GASB Statement No. 75, *Accounting and Financial Reporting for Postemployment Benefits Other Than Pensions*, issued in June 2015, requires the College to recognize its unfunded OPEB obligation. The State's retirement system provides the apportioned amount of the overall obligation to the College and we then report it. The GASB Statement No. 68 reporting requirement begins with the financial statements for the year ending June 30, 2015 and GASB Statement No. 75 for the year ending June 30, 2018. GASB Statements No. 68 and No.75 do not change who the College is, how we do business, or how well we are doing. The College will still be able to determine how each fund is performing. The management discussion and analysis (MD&A) and the footnotes should provide enough information to enlighten the reader. Informed readers will be able to understand that the insertion of the unfunded pension and OPEB liabilities in no way detracts from the College's ability to meet its financial obligations.

## Alpena Community College

### Management's Discussion and Analysis

---

The reasons we are dealing with GASB Statement No. 68 and GASB statement No. 75 are as follows:

- Defined benefit pension plans are extremely complex in the calculation of net liabilities.
- To recognize the existing unfunded liability for current and past employees' defined benefit pension plan.
- The State determined that each entity participating in MPSERS will be allocated a portion of the overall unfunded liability.
- This process deals with both the retirement component and the healthcare component of MPSERS.

What GASB Statement No. 68 and GASB Statement No. 75 means to the College are as follows:

- No tangible change to the College's finances.
  - Other calculations include looking at deferred outflows and inflows of resources.
  - Each year the balances will be adjusted for changes in assumptions, proportions and differences between employer and proportionate share of contributions.
  - The yearly adjustment could result in increases or decreases in expenses.
  - The College established a separate fund to account for the net pension and OPEB liability, deferred liability and the recording of expenses.
  - College's auditors, Straley Lamp & Kraenzlein, PC, evaluates entries as part of the audit process.
  - A note to financial statements looks at all the implications of GASB Statement No. 68 and GASB Statement No. 75 as they relate to MPSERS as well as future considerations of the liability.
  - The note includes explanations, plan descriptions, benefits provided by various changes enacted by legislation, assumptions, and other definitions.
  - The auditors will only be able to provide an opinion on the College's financial statements once the State has issued an opinion on its allocation of the net liabilities.
  - No requirement for restating previous years of financials.
  - Ten years of progress of pension and OPEB funding and contributions will be included in the *Required Supplementary Information* starting with FY 2015 and FY 2018 for pension and OPEB, respectively.
  - The College cannot contribute directly to the State to reduce the liabilities.
- The liabilities and deferred inflows of resources of Alpena Community College exceeded its assets and deferred outflows of resources at June 30, 2020 by \$7,407,158. The inclusion of the unfunded pension and OPEB liabilities created this deficit.
  - Student credit hour enrollment for the year increased by 2.3% to 29,459.
  - In-district students generate approximately 45.1% of credit hours.
  - Changes in the unfunded pension and OPEB liabilities continue to be a challenge with additional expenses recorded of \$74,729 and State UAAL pension appropriations allocated to Deferred Outflow of \$874,450 in that fund. Capital acquisitions, less depreciation, increased the net position in the plant fund. However, the General Fund net position increased by \$15,206 in spite of an 11% (\$644,800) cut in State aid. The cut was mitigated by reducing the typical transfers to the plant and the close monitoring of expenses and better than anticipated Fall 2019 enrollments. In addition to the increase in the General Fund balance, \$393,014 was transferred to designated and property funds. In summary, the College's net position increased by \$369,787.

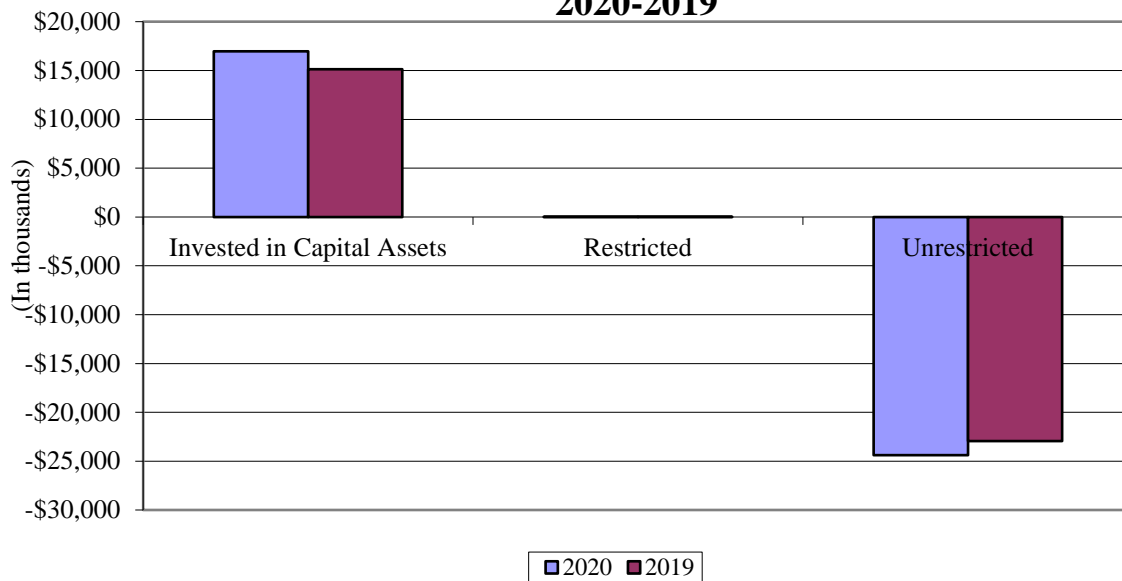


## Alpena Community College

### Management's Discussion and Analysis

- Operating revenues accounted for 51% of the total revenues of the College while non-operating revenues account for 49%.
- The College experienced an operating loss of \$9,718,515 as reported in the statement of revenues, expenses, and changes in net position. As stated above this includes the additional expense for unfunded pension and OPEB liabilities of \$74,729. State appropriations of \$5,987,014, local property tax of \$2,688,545, and other non-operating revenues and expenses of \$1,412,743, offsets all of the operating loss, leaving an increase of \$369,787. The General Fund net position increased by \$15,206 to \$1,499,721.
- The College recorded \$1,405,088 in gifts and endowments this year. This is higher than usual because of donations toward the renovation of Van Lare Hall.

### Net Position: Alpena Community College 2020-2019



### The Statement of Net Position and the Statement of Revenues, Expenses, and Changes in Net Position

The statement of net position and the statement of revenues, expenses, and changes in net position answer the question “Is the College as a whole better off or worse off as a result of the year’s activities?” When revenues and other support exceed expenses, the result is an increase in net position. When the reverse occurs, the result is a decrease in net position. The relationship between revenues and expenses may be thought of as operating results.

These two statements report the College’s net position and any changes. The difference between assets and liabilities is one way to measure the College’s financial stability. A single year of data is insufficient to determine the overall health of a college; however, viewing the changes over time will give a good indication of the College’s financial position. Other factors to consider are other non-financial data such as enrollment trends, retention, condition of the facilities, and national and regional economic conditions.

## Alpena Community College

### Management's Discussion and Analysis

The College breaks its revenue down into two major categories, operating and non-operating. Operating revenue is revenue brought in by a direct action of the College, such as tuition and fees and grants requiring specific outcomes. Non-operating revenue is revenue that comes to the College through legislation, millage, and funds not directly related to the operation of the College, such as investment income and gifts.

The College records all assets and liabilities on an accrual basis, which is similar to the accounting used by most private-sector institutions. The College takes into account all of the current year's revenues and expenses regardless of when cash is received or paid.

#### Net Position, End of Year

(in thousands)

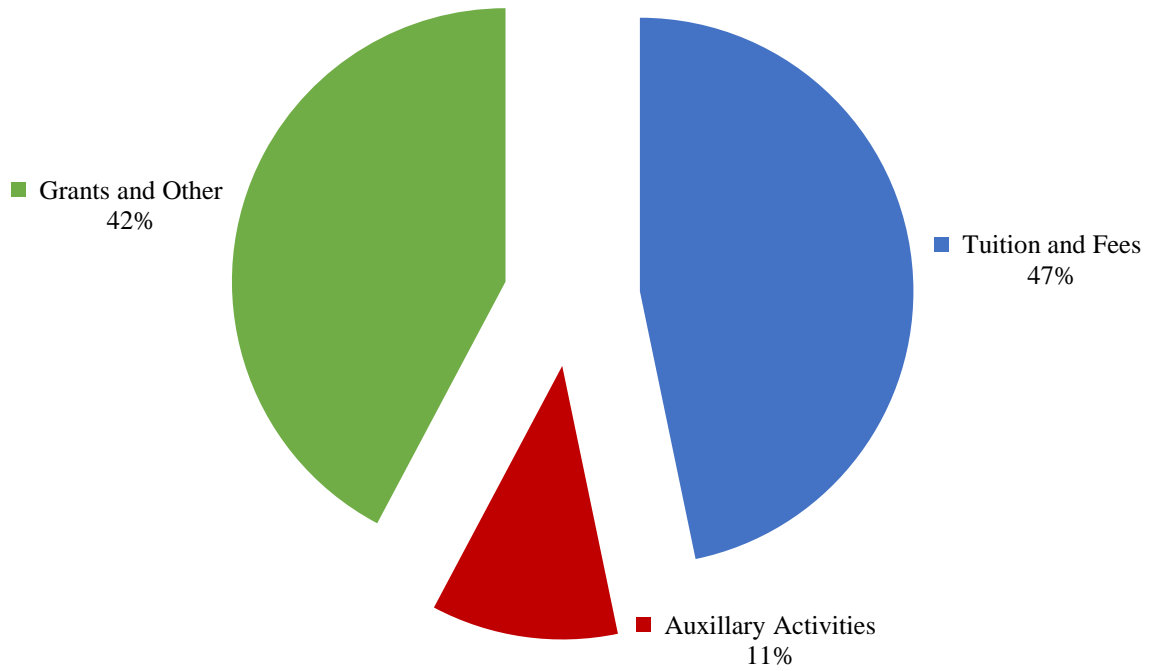
	Alpena Community College		Alpena Community College Foundation	
	6/30/2020	6/30/2019	6/30/2020	6/30/2019
Current and other assets	\$ 12,076	\$ 9,322	\$ 1,705	\$ 2,723
Capital assets, net	18,184	16,612	7,040	7,088
Total Assets	30,260	25,934	8,745	9,811
Deferred Outflows of Resources	8,790	8,952	-	-
Total Assets and Deferred Outflows	39,050	34,886	8,745	9,811
Current liabilities	7,826	4,568	5	1
Unfunded pension liability	26,219	24,723	-	-
Unfunded OPEB liability	5,456	6,378	-	-
Other noncurrent liabilities	1,195	1,446	-	-
Total Liabilities	40,696	37,115	5	1
Deferred Inflows of Resources	5,761	5,548	-	-
Net Position				
Invested in capital assets net of related debts	16,961	15,140	-	-
Restricted	13	21	6,925	7,951
Unrestricted	(24,381)	(22,938)	1,815	1,859
Total Net Position	\$ (7,407)	\$ (7,777)	\$ 8,740	\$ 9,810
Increase (decrease) in Net Position	\$ 370		\$ (1,070)	

# Alpena Community College

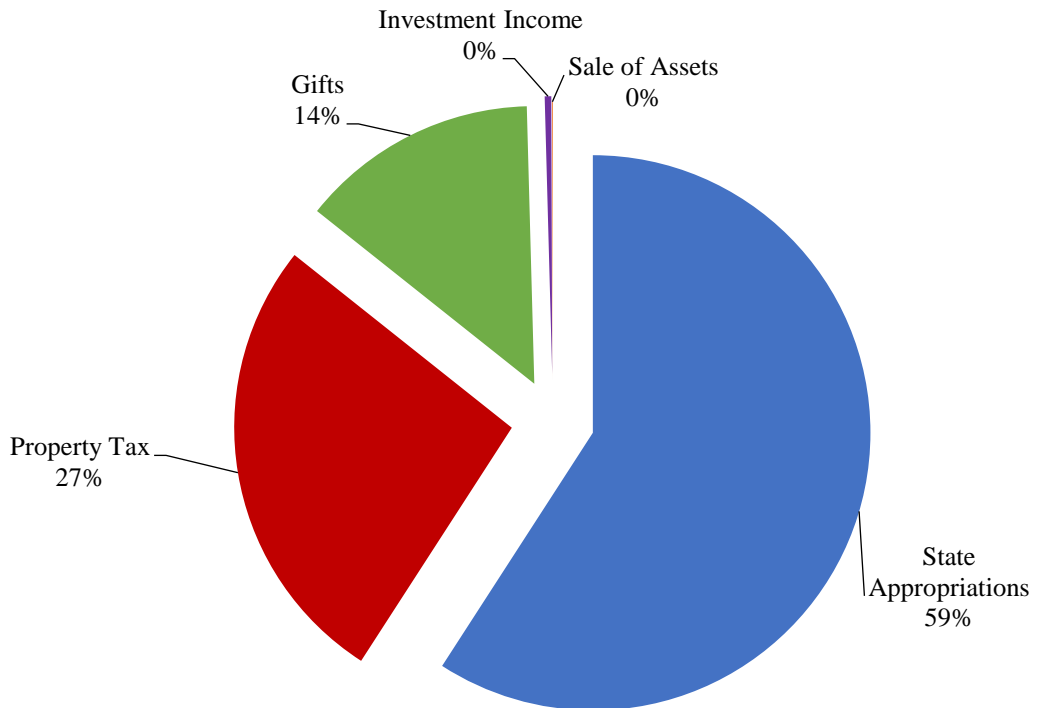
## Management's Discussion and Analysis

Operating and non-operating revenues and operating expenses for the fiscal year ended June 30, 2020:

### Alpena Community College Operating Revenues



### Alpena Community College Nonoperating Revenues

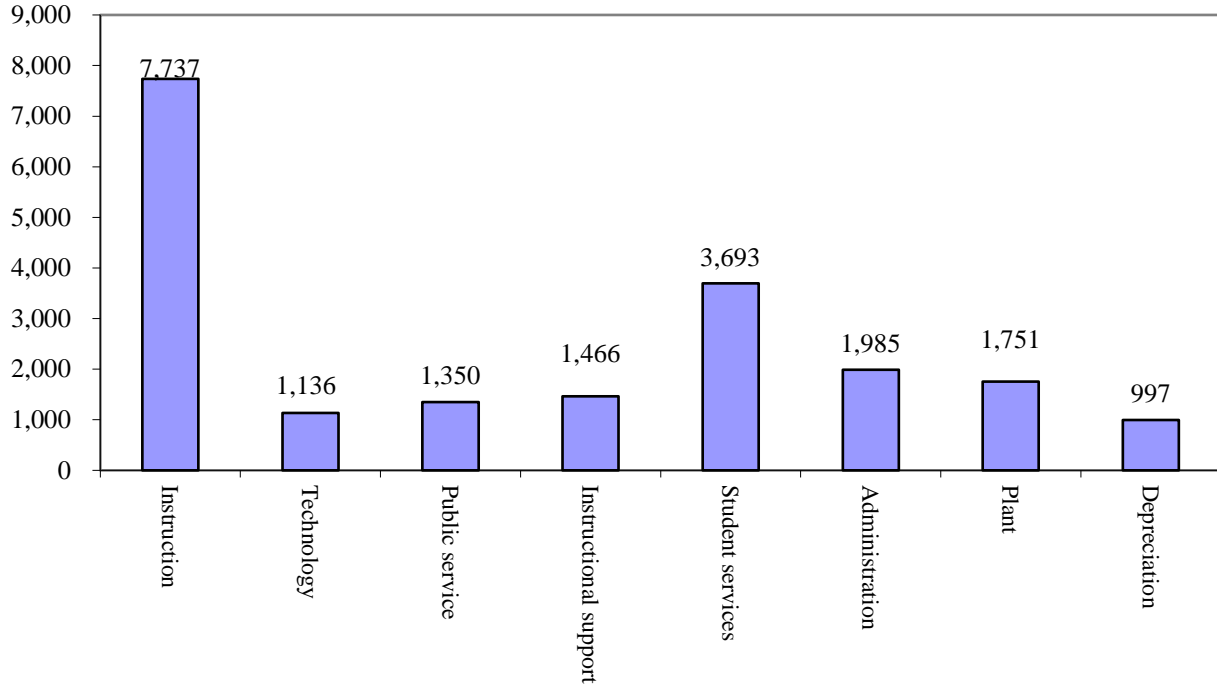


# Alpena Community College

## Management's Discussion and Analysis

---

### Alpena Community College Operating Expense 2020 (in thousands)



## Alpena Community College

### Management's Discussion and Analysis

#### Operating Results for the Year

(in thousands)

	Alpena Community College		Alpena Community College Foundation	
	6/30/2020	6/30/2019	6/30/2020	6/30/2019
Operating Revenues				
Tuition and fees	\$ 4,859	\$ 4,441	\$ -	\$ -
Grants and contracts	4,278	3,298	-	-
Auxiliary activities	1,147	1,204	-	-
Other	113	123	18	24
Total Operating Revenues	10,397	9,066	18	24
Operating Expenses	20,115	18,122	1,625	519
Net Operating Revenues(Expenses)	(9,718)	(9,056)	(1,607)	(495)
Non-operating Revenues				
State appropriations	5,987	5,980	-	-
Other non-operating revenues	4,101	2,848	537	2,006
Net Non-operating Revenues	10,088	8,828	537	2,006
Increase (Decrease) in Net Position	370	(228)	(1,070)	1,511
Net Position				
Net Position - beginning of year	(7,777)	(7,549)	9,810	8,299
Net Position - end of year	\$ (7,407)	\$ (7,777)	\$ 8,740	\$ 9,810

#### Operating Revenues

Operating revenue changes were the result of the following factors:

- Tuition and fees increased by \$418,158, while Pell grant awards used for tuition and fees decreased by \$153,251, causing a net increase in operational tuition and fees of 2.7%.
- Federal grants and contracts increased 29% due to the addition of CARES Act funding and a Strengthening Institution Program (SIP) grant.

## Alpena Community College

### Management's Discussion and Analysis

---

#### **Non-operating Revenues**

Non-operating changes were the result of the following factors:

- Overall State appropriations was scheduled to increase by 1.5%, which included increased State appropriations for general funds and personal property tax appropriations. However, due to the COVID-19 pandemic, state aid was decreased by 11% resulting in a reduction of \$644,800.
- Property tax revenue was higher by 2.5% than last year as taxable valuations increased.
- Investment income showed a slight decrease due to market values underperforming from last year with funds on deposit associated with the college's risk management association.

#### **Operating Expenses**

Operating expense changes were the result of the following factors:

- Adjustments in unfunded liability income and expenses and a swing of over \$600,000 influenced all areas of the College. The following percentages remove the pension and OPEB expenses from the calculation:
- Instructional costs rose by 1.2% due to contractual obligations.
- Technology operating costs were higher by 6.1% due to contractual obligations for payroll and software.
- Public services increased by 295.9% because of the CARES Act funding and the SIP grant.
- Instructional support increased 4.0% primarily due to scheduled payroll increases.
- Student services increased by 5.3% because of scheduled payroll increases and higher financial aid distributions.
- Institutional administration decreased by 2.7% due to a substantial decrease in professional fees.
- Operation and maintenance of plant cost increased 1.8% due to contracted payroll related expenses.

## Alpena Community College

### Management's Discussion and Analysis

---

#### The Statement of Cash Flows

Another way to assess the financial health of an institution is to look at the statement of cash flows. Its primary purpose is to provide relevant information about the cash receipts and cash payments of an entity during a period. The statement of cash flows also helps users assess an entity's ability to generate future cash flows, its ability to meet its financial obligations as they come due, and its needs for external financing.

#### Cash Flows for the Year

(in thousands)

	Alpena Community College		Alpena Community College Foundation	
	<u>6/30/2020</u>	<u>6/30/2019</u>	<u>6/30/2020</u>	<u>6/30/2019</u>
Cash provided (used) by:				
Operating activities	\$ (7,910)	\$ (8,323)	\$ (1,686)	\$ (584)
Non-capital financing activities	13,398	9,705	602	2,270
Capital and related financing activities	(2,348)	(765)	75	88
Investing activities	<u>39</u>	<u>45</u>	<u>150</u>	<u>123</u>
Net increase (decrease) in cash	3,179	662	(859)	1,897
Cash, beginning of the year	<u>3,942</u>	<u>3,280</u>	<u>1,982</u>	<u>85</u>
Cash, end of the year	<u>\$ 7,121</u>	<u>\$ 3,942</u>	<u>\$ 1,123</u>	<u>\$ 1,982</u>

The College's liquidity increased during the year by \$3,178,808. The College provides the following information to help the reader better understand the cash flows presented above.

#### Alpena Community College

Cash flow improved primarily through higher tuition and fee revenue, an increase in accounts payable due to high levels of invoices received after June 30, a Paycheck Protection Program (PPP) loan of \$2,435,600 and the overall solid operation of the College.

#### Alpena Community College Foundation

The Foundation's liquidity decreased due to lower donations collected.

## Alpena Community College

### Management's Discussion and Analysis

#### Capital Assets and Debt Administration

##### Capital Assets

In all capital expenditures, the College has kept a close eye on the economic conditions of the State and Nation. With the continued decline in student enrollments statewide and future appropriation levels in question, the College has turned to purchasing only the capital assets that are immediately needed for replacements or have major funding opportunities available, such as Perkins Grants and Technology Fund computer rotations. The College has undertaken a major renovation of the oldest building on campus, Van Lare Hall. It capitalizes costs associated with the planning of the renovation.

#### Capital Assets, Net, at Year-End

(in thousands)

	Alpena Community College		Alpena Community College Foundation		Totals	
	6/30/2020	6/30/2019	6/30/2020	6/30/2019	6/30/2020	6/30/2019
Land	\$ 340	\$ 340	\$ -	\$ -	\$ 340	\$ 340
Construction in progress	2,367	364	-	-	2,367	364
Land improvements	1,156	1,156	-	-	1,156	1,156
Buildings	30,655	30,502	-	-	30,655	30,502
Furniture, fixtures and equipment	4,965	4,694	-	-	4,965	4,694
Vehicles	641	611	-	-	641	611
Books	1,153	1,150	-	-	1,153	1,150
Totals	<u>41,277</u>	<u>38,817</u>	<u>-</u>	<u>-</u>	<u>41,277</u>	<u>38,817</u>
Depreciation	<u>23,093</u>	<u>22,205</u>	<u>-</u>	<u>-</u>	<u>23,093</u>	<u>22,205</u>
Net	<u>\$ 18,184</u>	<u>\$ 16,612</u>	<u>\$ -</u>	<u>\$ -</u>	<u>\$18,184</u>	<u>\$ 16,612</u>

##### Debt

In May 2017, the College purchased The College Park Apartment buildings that are located on the campus, but were previously owned and operated by a third party. The purchase price was \$680,000. A 20-year installment purchase agreement generated the funds to acquire the property. Payments toward the note will come from rent proceeds. Even with the purchase, at year-end, the College still maintains a low debt profile of only \$1.223 million of long-term debt. The College has a \$7,407,158 deficit, due to the inclusion of \$28,646,312 of net pension and OPEB liabilities included in the total net position (see page 3). The College has \$421,265 set aside for the balance of the note acquired to cash flow the EPTC construction. These funds will also be used to fund the Van Lare Hall renovation. In May 2020 the College requested and received, under the authority of the CARES Act, a non-interest-bearing PPP loan of \$2,435,600. A request to have the loan forgiven under the same authority has been submitted. It is expected that the loan will be forgiven.



# Alpena Community College

## Management's Discussion and Analysis

---

### **Economic Factors That Will Affect the Future**

During FY 2020, the College received State appropriated funds to replace the personal property tax eliminated from the tax rolls for the amount of \$192,394. This amount cannot be accurately estimated due to the complexities of the State's calculation.

The College's State appropriation for FY 2021 is scheduled at the same level as the FY 2020 budget at the issuance of the audit report.

There is little growth anticipated over the next two years that would fuel significant additional increased local tax support. The College experienced an unexpected 7.5% decrease in Fall enrollment for FY 2021. The College has budgeted a 2% decline. The decrease is attributed to the uncertainty brought about by the COVID-19 pandemic. The decline was mitigated by the expansion of virtual classroom systems allowing remote learning on a large scale.

State mandated healthcare premium caps help to keep cost at a manageable level.

The College is looking at several areas including:

- Expanding niche programs, such as Nursing, Concrete Technology, and Utility Technology.
- Building and recruiting for the College's Energy Technology bachelor's program.
- Keeping tuition at the College affordable without sacrificing a quality education by taking a very hard look at future tuition increases, so as not to price students out of the market.
- Through the College's Marketing Plan, looking at other opportunities to make up the decrease in our market base, in addition to expansion in our niche programs, improving partnerships with businesses, area high schools and communities.
- Repurposing and renovating Van Lare Hall seeking to expand the College's nursing program, a focus of our campus master plan.
- Dual enrollment and early college programs that continue to increase as agreements with secondary education expand.
- Closely look at the College's financial reserves and determine how best to manage them.

ACC continues to be the college of choice for Northeast Lower Michigan and to provide the highest quality education for its citizens.

### **Contacting Alpena Community College Management**

This financial report is designed to provide Alpena Community College's citizens, taxpayers, customers, investors, and creditors with a general overview of the College's finances and to demonstrate the College's accountability for the money it receives. If you have any questions about the report or need additional financial information, contact the Office of Administration and Finance at:

Alpena Community College  
665 Johnson Street  
Alpena, Michigan 49707-1495  
(989) 356-9021

## **Financial Statements**

**Alpena Community College**

Statement of Net Position

	Alpena Community College		A.C.C. Foundation	
	June 30		June 30	
	2020	2019	2020	2019
<b>Assets</b>				
Current Assets				
Cash and cash equivalents	\$ 7,121,189	\$ 3,942,381	\$ 1,122,673	\$ 1,982,221
State appropriations receivable	728,584	1,219,624	-	-
Accounts receivable	2,654,896	2,817,815	245	-
Prepaid expenses	8,105	7,970	-	-
Contributions receivable	-	-	582,142	740,313
Federal and state grants receivable	228,152	63,025	-	-
Inventories	715,507	669,826	-	-
Insurance funds on deposit	611,484	590,775	-	-
Total Current Assets	12,067,917	9,311,416	1,705,060	2,722,534
Restricted investments	-	-	7,040,009	6,441,454
Granum Trust receivable	-	-	-	646,625
Other investments	7,971	10,960	-	-
Capital assets, net	18,184,100	16,612,276	-	-
Total Assets	30,259,988	25,934,652	8,745,069	9,810,613
<b>Deferred Outflows of Resources</b>				
Related to pensions	7,197,778	7,883,996	-	-
Related to OPEB	1,592,182	1,067,785	-	-
Total Deferred Outflows of Resources	8,789,960	8,951,781	-	-
<b>Total Assets and Deferred Outflows of Resources</b>	<b>\$ 39,049,948</b>	<b>\$ 34,886,433</b>	<b>\$ 8,745,069</b>	<b>\$ 9,810,613</b>
<b>Liabilities and Net Position</b>				
Current Liabilities				
Current portion of debt obligations	\$ 254,000	\$ 249,000	\$ -	\$ -
Accounts payable	1,303,115	406,867	962	511
PPP loan payable	2,435,600	-	-	-
Accrued interest payable	6,578	8,035	-	-
Accrued payroll and related liabilities	1,084,202	991,668	-	-
Deposits	42,072	89,622	-	-
Unearned student tuition and fees	2,700,362	2,822,655	-	-
Unearned revenue - special events	-	-	3,950	-
Total Current Liabilities	7,825,929	4,567,847	4,912	511
Long-term debt obligations	969,000	1,223,000	-	-
Net pension liability	26,219,184	24,722,675	-	-
Net OPEB liability	5,456,362	6,378,315	-	-
Accrued compensated balances	225,905	223,617	-	-
Total Liabilities	40,696,380	37,115,454	4,912	511
<b>Deferred Inflows of Resources</b>				
Related to pensions	2,197,267	2,840,190	-	-
State aid for pension	874,450	921,648	-	-
Related to OPEB	2,689,009	1,786,086	-	-
Total Deferred Inflows of Resources	5,760,726	5,547,924	-	-
<b>Net Position</b>				
Invested in capital assets, net of related debt	16,961,100	15,140,276	-	-
Restricted for:				
Expendable scholarships and grants	13,349	20,664	6,924,880	7,950,551
Unrestricted	(24,381,607)	(22,937,885)	1,815,277	1,859,551
Total Net Position	(7,407,158)	(7,776,945)	8,740,157	9,810,102
<b>Total Liabilities, Deferred Inflows of Resources, and Net Position</b>	<b>\$ 39,049,948</b>	<b>\$ 34,886,433</b>	<b>\$ 8,745,069</b>	<b>\$ 9,810,613</b>

The accompanying notes are an integral part of this statement.

**Alpena Community College**

Statement of Revenues, Expenses and Changes in Net Position

	Alpena Community College		A.C.C. Foundation	
	Years Ended June 30		Years Ended June 30	
	2020	2019	2020	2019
<b>Revenue</b>				
Operating Revenue				
Tuition and fees (net of scholarship allowance □ of \$1,905,306 and \$2,058,557)	\$ 4,858,902	\$ 4,440,744	\$ -	\$ -
Federal grants and contracts	4,061,578	3,147,278	-	-
State grants and contracts	201,410	129,305	-	-
Local grants and fees	14,500	21,750	-	-
Auxiliary activities	1,147,333	1,203,799	-	-
Indirect cost recovery	-	570	-	-
Miscellaneous	112,915	122,098	18,281	23,913
Total Operating Revenue	<u>10,396,638</u>	<u>9,065,544</u>	<u>18,281</u>	<u>23,913</u>
<b>Expenses</b>				
Operating Expenses				
Instruction	7,736,620	7,297,329	-	-
Technology	1,136,057	1,037,012	-	-
Public services	1,349,769	337,816	-	-
Instructional support	1,466,328	1,350,053	-	-
Student services	3,693,070	3,424,169	1,510,215	367,668
Institutional administration	1,985,276	1,973,820	115,360	151,033
Operation and maintenance of plant	1,751,284	1,673,076	-	-
Depreciation	996,749	1,028,766	-	-
Total Operating Expenses	<u>20,115,153</u>	<u>18,122,041</u>	<u>1,625,575</u>	<u>518,701</u>
Operating Income (Loss)	<u>( 9,718,515 )</u>	<u>( 9,056,497 )</u>	<u>( 1,607,294 )</u>	<u>( 494,788 )</u>
<b>Nonoperating Revenue (Expenses)</b>				
State appropriations	5,987,014	5,979,994	-	-
Property tax	2,688,545	2,623,497	-	-
Investment income	38,604	45,486	93,471	519,428
Interest on capital asset - related debt	( 36,101 )	( 41,034 )	-	-
Gifts and permanent endowments	1,405,088	210,620	443,878	1,486,780
Gain (loss) on sale of capital assets	5,152	9,905	-	-
Net Nonoperating Revenue (Expense)	<u>10,088,302</u>	<u>8,828,468</u>	<u>537,349</u>	<u>2,006,208</u>
Increase (Decrease) in Net Position	369,787	( 228,029 )	( 1,069,945 )	1,511,420
<b>Net Position - beginning of year</b>	<u>( 7,776,945 )</u>	<u>( 7,548,916 )</u>	<u>9,810,102</u>	<u>8,298,682</u>
<b>Net Position - end of year</b>	<u>\$ ( 7,407,158 )</u>	<u>\$ ( 7,776,945 )</u>	<u>\$ 8,740,157</u>	<u>\$ 9,810,102</u>

**Alpena Community College**

Statement of Cash Flows

	Alpena Community College		A.C.C. Foundation	
	Years Ended June 30		Years Ended June 30	
	2020	2019	2020	2019
<b>Cash Flows from Operating Activities</b>				
Tuition and fees	\$ 4,883,028	\$ 4,460,345	\$ -	\$ -
Grants and contracts	4,112,362	3,258,218	-	-
Payments to suppliers	(3,891,222)	(3,492,849)	(1,546,384)	(444,159)
Payments to employees	(14,274,757)	(13,874,582)	(82,690)	(75,650)
Auxiliary enterprise charges	1,147,333	1,203,799	-	-
Contributions restricted for long-term investments	-	-	(74,862)	(88,572)
Other	112,916	122,098	18,281	23,913
Net cash provided (used) for operating activities	<u>(7,910,340)</u>	<u>(8,322,971)</u>	<u>(1,685,655)</u>	<u>(584,468)</u>
<b>Cash Flows from Noncapital Financing Activities</b>				
State appropriation	6,869,004	6,871,240	-	-
Proceeds from PPP Loan	2,435,600	-	-	-
Property tax levy	2,688,545	2,623,497	-	-
Gifts	1,405,087	210,620	601,804	2,270,300
Net cash provided (used) by noncapital financing activities	<u>13,398,236</u>	<u>9,705,357</u>	<u>601,804</u>	<u>2,270,300</u>
<b>Cash Flows from Capital and Related Financing Activities</b>				
State appropriations	500,000	-	-	-
Capital acquisitions	(2,568,573)	(514,038)	-	-
Proceeds from sale of assets	5,152	9,905	-	-
Principal paid on capital debt	(249,000)	(249,000)	-	-
Interest paid on capital debt	(37,558)	(42,386)	-	-
Contributions restricted for long-term investments	-	-	74,862	88,572
Change in compensated absences liability	2,288	29,872	-	-
Net cash provided (used) by capital and related financing activities	<u>(2,347,691)</u>	<u>(765,647)</u>	<u>74,862</u>	<u>88,572</u>
<b>Cash Flows from Investing Activities</b>				
Purchase of investments	-	-	(20,661,511)	(4,578,629)
Proceeds from sales and maturities of investment	-	-	19,987,467	4,457,465
Investment income (loss)	38,603	45,486	823,485	244,224
Net cash provided (used) by investing activities	<u>38,603</u>	<u>45,486</u>	<u>149,441</u>	<u>123,060</u>
<b>Net Increase (Decrease) in Cash and Cash Equivalents</b>	<u>3,178,808</u>	<u>662,225</u>	<u>(859,548)</u>	<u>1,897,464</u>
<b>Cash and Cash Equivalents - beginning of the year</b>	<u>3,942,381</u>	<u>3,280,156</u>	<u>1,982,221</u>	<u>84,757</u>
<b>Cash and Cash Equivalents - end of the year</b>	<u>\$ 7,121,189</u>	<u>\$ 3,942,381</u>	<u>\$ 1,122,673</u>	<u>\$ 1,982,221</u>

**Alpena Community College**

Statement of Cash Flows *(continued)*

	Alpena Community College		A.C.C. Foundation	
	Years Ending June 30		Years Ending June 30	
	2020	2019	2020	2019
<b>Balance Sheet Classification of Cash and Cash Equivalents</b>				
Cash and cash equivalents	\$ 7,121,189	\$ 3,942,381	\$ 1,122,673	\$ 1,982,221
<b>Reconciliation of Net Operating Expenses to Cash Used for Operating Activities:</b>				
Operating income (loss)	\$ (9,718,515)	\$ (9,056,497)	\$ (1,607,294)	\$ (494,788)
Adjustment to reconcile operating loss to net cash used for operating activities:				
Depreciation	996,749	1,028,766	-	-
Amortization	2,989	2,989	-	-
Contributions restricted for long-term investments	-	-	(74,862)	(88,572)
Unfunded pension liability expense	74,731	(571,855)	-	-
(Increase) decrease in net assets:				
Accounts receivable	146,419	(178,048)	-	-
Federal and state grants receivable	(165,127)	(40,685)	-	-
Inventories	(45,681)	(29,174)	-	-
Insurance funds on deposit	(20,709)	(23,353)	-	-
Prepaid expenses	(135)	7,667	-	-
Increase (decrease) in liabilities:				
Accounts payable	896,248	230,769	451	(1,108)
Accrued payrolls and related liabilities	92,535	58,610	-	-
Deposits	(47,550)	50,192	-	-
Deferred income - special events	-	-	(3,950)	-
Unearned student tuition and fees	(122,294)	197,648	-	-
Net cash used for operating activities	\$ (7,910,340)	\$ (8,322,971)	\$ (1,685,655)	\$ (584,468)

# Alpena Community College

## Notes to Financial Statements

---

### **Note 1. Basis of Presentation and Significant Accounting Policies.**

**Reporting Entity.** The Alpena Community College (the “College”) is a Michigan community college organized under Section 501(c)(3) of the Internal Revenue Code in 1964. The College’s financial statements have been prepared in conformity with accounting principles generally accepted in the United States of America (GAAP) as applicable to public colleges and universities prescribed by the Governmental Accounting Standards Board (GASB) and as outlined in the *Manual for Uniform Financial Reporting – Michigan Public Community Colleges*, 2001.

The accompanying financial statements have been prepared in accordance with criteria established by the Governmental Accounting Standards Board for determining the various governmental organizations to be included in the reporting entity. These criteria include significant operational or financial relationships with the College. Based on application of the criteria, the College has one component unit. A component unit is a separate legal entity that is included in the College’s reporting entity because of the significance of its operational financial relationships with the College.

Alpena Community College Foundation (“ACC Foundation” or the “Foundation”) is discretely reported in accordance with GASB Statement No. 39 as a separate component unit of the College’s reporting entity (although it is legally separate and governed by its own board of trustees) because its sole purpose is to provide support for the College. Separate financial statements of ACC Foundation may be obtained by contacting Alpena Community College Foundation, 665 Johnson Street, Alpena, MI 49707-1495.

The ACC Foundation is a nonprofit organization that reports under the provisions of Accounting Standards Codification (ASC) Topic 958, *Not-for-Profit Entities*. As such, certain revenue recognition criteria and presentation features are different from GASB revenue recognition and presentation features. With the exception of necessary presentation adjustments, no modifications have been made to the Foundation’s financial information in the College’s financial report for these differences.

**Basis of Presentation.** The accompanying financial statements have been prepared using an economic resource measurement focus and accrual basis of accounting. Under the accrual basis, revenues are recognized when earned and expenses are recorded when an obligation has been incurred. The statements incorporate all fund groups utilized internally by the College.

The College follows the “business-type” activities requirements of GASB Statement No. 34, *Basic Financial Statements-and Management’s Discussion and Analysis-for State and Local Governments*, and GASB Statement No. 35, *Basic Financial Statements-and Management’s Discussion and Analysis-for Public Colleges and Universities*. This statement requires the following components of the College’s financial statements:

- Management’s discussion and analysis.
- Basic financial statements including a statement of net position, statement of revenues, expenses and changes in net position and statement of cash flows for the college as a whole.
- Notes to the financial statements.

**Significant Accounting Policies.** Significant accounting policies followed by Alpena Community College are described below to enhance the usefulness of the financial statements to the reader.

**Cash and Cash Equivalents.** Cash and cash equivalents consist of all highly liquid investments with an initial maturity of three months or less.

# Alpena Community College

## Notes to Financial Statements

---

### **Note 1. Basis of Presentation and Significant Accounting Policies.** *(continued)*

**Investments.** Investments are recorded at fair value, based on quoted market prices.

**Risks and Uncertainties.** The Foundation invests in various investment securities. Investment securities are exposed to various risks such as interest rate, market and credit risk. Due to the level of risk associated with certain investment securities, it is at least reasonably possible that changes in values of investment securities will occur in the near term and that such change could materially affect the amounts reported in the statement of net position.

**Accounts Receivable.** Accounts receivable are recorded net of allowance of uncollectible accounts of approximately \$340,475 and \$365,348 as of June 30, 2020 and 2019, respectively. The allowance for doubtful accounts is established using a general valuation allowance based on historical loss experience.

**Inventories.** Inventories are stated at the lower of cost or net realizable value using the first-in, first-out method.

**Property and Equipment.** Using a \$5,000 capitalization threshold, property and equipment are recorded at cost, or, if acquired by gift, at the fair market value as of the date of acquisition. Library materials are recorded using a historically based estimated value. Expenditures for maintenance and repairs are expensed as incurred. No depreciation is recorded on land. Expenditures for major renewals and betterment that extend the useful lives of the assets are capitalized.

Depreciation is provided for physical properties on a straight-line basis of the estimated useful life of the assets. The following useful lives are used to compute depreciation:

Land improvements	15 years
Buildings and improvements	5-40 years
Furniture, fixtures and equipment	3-7 years
Library materials	10 years
Vehicles	4 years

**Deferred Outflows of Resources.** In addition to assets, the statement of net position reports a separate section for deferred outflows of resources. This separate financial statement element, deferred outflows of resources, represents a consumption of net position that applies to a future period and so will not be recognized as an outflow of resources (expense) until that time. The College's outflows of resources relate to the net pension and net OPEB liabilities. Additional disclosure is found in Note 4.

**Operating and Non-Operating Revenues.** Operating revenues of the college consist of tuition, grants and contracts, sales and services of educational activities and auxiliary enterprise revenues. Certain significant revenue streams relied upon for operations are recorded as non-operating revenues, as defined by GASB Statement No. 34, including state appropriations, property taxes, gifts and investment income. Restricted and unrestricted resources are spent and tracked at the discretion of the recipient department within the guidelines of donor restrictions, if any.

**Revenue Recognition.** Revenues are recognized when earned and expenditures are recognized when the service is provided. Restricted grant revenue is recognized only to the extent expended.

**Student Tuition.** Student tuition revenues are reported net of scholarship allowances in the statements of revenues, expenses and changes in net position. Scholarship allowances represent the difference between the stated charge for goods and services provided by the college and the amount that is paid by the students or third parties on behalf of the students, where the college has discretion over such expenses.



# Alpena Community College

## Notes to Financial Statements

---

### **Note 1. Basis of Presentation and Significant Accounting Policies.** *(continued)*

**Unearned Student Tuition and Fees.** Student tuition and fees are recorded as a receivable at registration. Revenues received prior to year end that relate to future fiscal periods are recorded as unearned student tuition and fees. Unearned student tuition and fees of \$2,563,728 and \$2,700,757 for future semesters existed at June 30, 2020 and 2019, respectively.

**Unearned Housing Rents and Deposits.** The College purchased the College Park Apartments in May 2017. Deferred income for housing rent was \$136,634 and \$121,898 while security deposits totaled \$26,800 and \$27,200 at June 30, 2020 and 2019, respectively.

**Compensated Absences.** Compensated absences represent the accumulated liability to be paid under the College's current vacation pay policy. Under the College's policy, employees earn vacation time based on time of service with the College.

**Gifts and Pledges.** Gifts are recorded at estimated fair value when received. Pledges are recorded as contributions in the year received, if there is sufficient evidence that a promise to contribute cash or other assets in the future has been made and collection is reasonably assured.

**Deferred Inflows of Resources.** In addition to liabilities, the statement of net position reports a separate section for deferred inflows of resources. This separate financial statement element, deferred inflows of resources, represents an acquisition of net position that applies to a future period and so will not be recognized as an inflow of resources (revenue) until that time. The College's inflows of resources relate to certain pension and OPEB related amounts, such as the difference between projected and actual earnings of the pension plan's investment and the pension portion of section 147c state aid revenue received subsequent to the measurement date. More detailed information can be found in Note 4.

**Other Postemployment Benefits (OPEB).** For purposes of measuring the net OPEB liability, deferred outflows of resources and deferred inflows of resources related to OPEB, and OPEB expense, information about the fiduciary net position of the Plan and additions to/deductions from the plan fiduciary net position have been determined on the same basis as they are reported by the plan. For this purpose, benefit payments (including refunds of employee contributions) are recognized when due and payable in accordance with the benefit terms. Investments are reported at fair value.

As of July 1, 2017, the College adopted GASB Statement No. 75, *Accounting and Financial Reporting for Postemployment Benefits Other than Pensions*. This statement requires that the College recognize a net Other Postemployment Benefits (OPEB) liability in the statement of net position, equal to the College's proportionate share of the net OPEB liability of the Michigan Public School Employees Retirement System (MPERS), as defined and calculated in accordance with the new standard.

**Net Position.** When an expense is incurred for purposes for which both restricted and unrestricted net assets are available, the College's policy is to first apply restricted resources.

**Invested in Capital Assets, Net of Related Debt** – Invested in capital assets, net of related debt, consists of capital assets, net of accumulated depreciation, and outstanding principal balances of debt attributable to the acquisition, construction, or improvement of those assets.

**Restricted Net Position** – Restricted net position represent amounts over which third parties have imposed restrictions that cannot be changed by the Board.

# Alpena Community College

## Notes to Financial Statements

---

### Note 1. Basis of Presentation and Significant Accounting Policies. *(continued)*

**Unrestricted Net Position.** The College, through Board action, has designated the use of unrestricted net position as follows:

	June 30	
	2020	2019
Designated for unreported insurance claims	\$ 611,484	\$ 590,775
Designated for capital outlay	421,265	561,590
Unrestricted and unallocated	<u>(25,414,356)</u>	<u>(24,090,250)</u>
Total unrestricted net position	<u>\$ (24,381,607)</u>	<u>\$ (22,937,885)</u>

**Eliminations.** In preparing the financial statements, the college eliminates inter-fund assets and liabilities that would otherwise be reflected twice in the statements of net position. Similarly, revenues and expenses related to internal service activities are also eliminated from the statements of revenues, expenses and changes in net position. Both revenue and expenses related to internal service activities including print shops, office equipment, maintenance, telecommunications, and institutional computing have been eliminated. Student tuition and residence fees are presented net of scholarships and fellowships applied to student accounts where the college has discretion over such expenses, while stipends and other payments made directly to students are presented as scholarship and fellowship expenses.

**Pensions.** For purposes of measuring the net pension liability, deferred outflows of resources and deferred inflows of resources related to pensions and pension expense, information about the fiduciary net position of the Michigan Public Schools Employees' Retirement System (MPERS) and additions to/deductions from MPERS fiduciary net position have been determined on the same basis as they are reported by MPERS. MPERS uses the economic resources measurement focus and the full accrual basis of accounting. Contribution revenue is recorded as contributions are due, pursuant to legal requirements. Benefit payments (including refunds of employee contributions) are recognized as expense when due and payable in accordance with the benefit terms. Related plan investments are reported at fair value.

**Use of Estimates.** The preparation of financial statements in conformity with generally accepted accounting principles requires management to make estimates and assumptions that affect certain reported amounts and disclosures. Accordingly, actual results could differ from those estimates.

**Reclassification.** Certain items reported in the June 30, 2019, financial statements may have been reclassified to conform to the presentation for the current year.

### Note 2. Cash and Cash Equivalents and Investments.

The College did not maintain investments at June 30, 2020 and 2019. Investments reflected in these financial statements are held by the Foundation, which is shown as a component unit. The Foundation Board governs all investment policies with regard to these investments. Information related to these investments can be obtained by contacting the Foundation management.

**Alpena Community College**

Notes to Financial Statements

**Note 2. Cash and Cash Equivalents and Investments.** *(continued)*

The College's deposits and investments are included on the statement of net position under the following classifications at June 30, 2020:

	Alpena Community College	A.C.C. Foundation
Cash and cash equivalents	\$ 7,121,189	\$ 1,122,673
Restricted investments	-	7,040,009
Total deposits and investments	\$ 7,121,189	\$ 8,162,682

The above amounts are classified by Governmental Accounting Standards Board Statement No. 3 in the following categories at June 30, 2020:

	Alpena Community College	A.C.C. Foundation
Bank deposits (checking accounts, savings accounts and certificates of deposit)	\$ 7,117,489	\$ 1,122,673
Investments in securities and similar vehicles	-	7,040,009
Petty cash and cash on hand	3,700	-
Total deposits and investments	\$ 7,121,189	\$ 8,162,682

The College's deposits and investments are included on the statement of net position under the following classifications at June 30, 2019:

	Alpena Community College	A.C.C. Foundation
Cash and cash equivalents	\$ 3,942,381	\$ 1,982,221
Restricted investments	-	6,441,454
Total deposits and investments	\$ 3,942,381	\$ 8,423,675

The above amounts are classified by Governmental Accounting Standards Board Statement No. 3 in the following categories at June 30, 2019:

	Alpena Community College	A.C.C. Foundation
Bank deposits (checking accounts, savings accounts and certificates of deposit)	\$ 3,938,581	\$ 1,982,221
Investments in securities and similar vehicles	-	6,441,454
Petty cash and cash on hand	3,800	-
Total deposits and investments	\$ 3,942,381	\$ 8,423,675

# Alpena Community College

## Notes to Financial Statements

### Note 2. Cash and Cash Equivalents and Investments. (continued)

**Fair Value Measurements.** Fair value is defined as the price that would be received to sell an asset or paid to transfer a liability in an orderly transaction between market participants at the measurement date. A fair value hierarchy is also established which requires an entity to maximize the use of observable and minimize the use of unobservable inputs.

There are three (3) levels of inputs that may be used to measure fair value:

Level 1: Quoted prices in active markets for identical securities.

Level 2: Prices determined using other significant observable inputs. Observable inputs are inputs that other market participants may use in pricing a security. These may include quoted prices for similar securities, interest rates, prepayment speeds, credit risk, and others.

Level 3: Prices determined using significant unobservable inputs. Unobservable inputs may be used in situations where quoted prices or observable inputs are unavailable or deemed less relevant (for example, when there is little or no market activity for an investment at the end of the period). Unobservable inputs reflect the organization's own assumptions about the factors market participants would use in pricing an investment, and would be based on the best information available.

Following is a description of the valuation methodologies used for instruments measured at fair value on a recurring basis and recognized in the accompanying financial statements, as well as the general classification of such instruments pursuant to the valuation hierarchy.

The College had no assets that required the fair value measurement as of June 30, 2020 or 2019.

The Foundation's investments are classified as the following on June 30, 2020:

	Level			
	Level 1	Level 2	Level 3	Total
Lincoln Investment - other	\$ 255,667	\$ -	\$ -	\$ 255,667
Multi-Asset Equity funds	2,343,357	-	-	2,343,357
Fixed Income Bond funds	972,104	-	-	972,104
Small Cap funds	372,968	-	-	372,968
Mid Cap funds	717,126	-	-	717,126
Large Cap funds	2,125,656	-	-	2,125,656
International funds	253,131	-	-	253,131
	<u>\$ 7,040,009</u>	<u>\$ -</u>	<u>\$ -</u>	<u>\$ 7,040,009</u>

**Alpena Community College**

Notes to Financial Statements

**Note 2. Cash and Cash Equivalents and Investments.** *(continued)*

The Foundation's investments are classified as the following on June 30, 2019:

	Level			Total
	Level 1	Level 2	Level 3	
Lincoln Investment -other	\$ 14,218	\$ -	\$ -	\$ 14,218
Multi-Asset Equity funds	1,404,518	-	-	1,404,518
Fixed Income Bond funds	552,419	-	-	552,419
Small Cap funds	300,877	-	-	300,877
Mid Cap funds	1,274,474	-	-	1,274,474
Large Cap funds	2,541,781	-	-	2,541,781
International funds	353,167	-	-	353,167
	\$ 6,441,454	\$ -	\$ -	\$6,441,454

**Interest rate risk.** In accordance with its investment policy, the College will minimize interest rate risk, which is the risk that the market value of securities in the portfolio will fall due to changes in the market interest rates by structuring the investment portfolio so that securities mature to meet cash requirements for ongoing operations, thereby avoiding the need to sell securities in the open market; and, investing operating funds primarily in shorter-term securities, liquid asset funds, money market mutual funds, or similar investment pools and limiting the average maturity in accordance with the College's cash requirements.

**Credit risk.** According to Michigan Public Act 331 of 1966, as amended through 2012, the College may invest in: bonds, bills or notes of the United States or its agencies; obligations of the State of Michigan; corporate commercial paper rated prime by at least one of the standard rating services; bankers' acceptances and certificates of deposit issued by financial institutions which are members of the Federal Deposit Insurance Corporation; mutual funds and investment pools that are composed of authorized investment instruments; and certain repurchase agreements.

Certificates of deposit at any one financial institution may not exceed 25 percent of the total investable balance or more than 15 percent of the net worth of the financial institution. Commercial paper may not exceed 30 percent of the total investable balance or \$1,000,000 per corporation.

**Concentration of credit risk.** The College will minimize concentration of credit risk, which is the risk of loss attributed to the magnitude of the College's investment in a single issuer, by diversifying the investment portfolio so that the impact of potential losses from any one type of security or issuer will be minimized.

**Custodial Credit Risk – Deposits.** Custodial credit risk is the risk that in the event of a bank failure, the College's deposits may not be returned. The deposits were reflected in the accounts of banks at \$8,201,831 at June 30, 2020, and \$3,983,892 at June 30, 2019. Of the bank balance, \$7,701,831 at June 30, 2020, and \$3,486,892 at June 30, 2019, was uninsured and exposed to custodial credit risk because it was not covered by Federal Deposit Insurance Corporation (FDIC) insurance.

**Alpena Community College**

Notes to Financial Statements

---

**Note 2. Cash and Cash Equivalents and Investments.** *(continued)*

**Custodial Credit Risk – Investments.** For an investment, this is the risk that, in the event of the failure of the counterparty, the College will not be able to recover the value of its investments or collateral securities that are in the possession of an outside party.

The College will minimize custodial credit risk, which is the risk of loss due to the failure of the security issuer or backer by limiting investments to the types of securities allowed by law and pre-qualifying the financial institutions, broker/dealers, intermediaries and advisors with which the College will do business.

**Foundation Investments** – Investments at ACC Foundation at June 30, 2020 and 2019 are as follows:

<u>Description</u>	<u>Market Value</u>
Investments – June 30, 2020	\$7,040,009
Investments – June 30, 2019	\$6,441,454

*This space is intentionally blank.*

**Alpena Community College**

Notes to Financial Statements

**Note 3. Property and Equipment.**

The following table presents the changes in the various fixed asset class categories for the year ended June 30, 2020 as follows:

	Balances			Balances		Estimated Useful Life
	June 30, 2019	Additions	Retirements	June 30, 2020		
Capital assets not being depreciated:						
Land	\$ 339,600	\$ -	\$ -	\$ 339,600		
Construction in progress	363,842	2,003,119	-	2,366,961		
	<u>703,442</u>	<u>2,003,119</u>	<u>-</u>	<u>2,706,561</u>		
Capital assets being depreciated:						
Land improvements	1,156,404	-	-	1,156,404		15
Buildings and improvements	30,502,350	245,859	(93,549)	30,654,660		5-40
Furniture, fixtures, equipment	4,693,853	286,658	(15,211)	4,965,300		3-7
Vehicles	611,127	29,790	-	640,917		4
Library materials	1,149,759	3,147	-	1,152,906		10
	<u>38,113,493</u>	<u>565,454</u>	<u>(108,760)</u>	<u>38,570,187</u>		
Less - accumulated depreciation:						
Land improvements	(1,156,404)	-	-	(1,156,404)		15
Buildings and improvements	(15,634,871)	(689,376)	93,549	(16,230,698)		5-40
Furniture, fixtures, equipment	(3,899,856)	(213,244)	15,211	(4,097,889)		3-7
Vehicles	(440,613)	(68,494)	-	(509,107)		4
Library materials	(1,072,915)	(25,635)	-	(1,098,550)		10
	<u>(22,204,659)</u>	<u>(996,749)</u>	<u>108,760</u>	<u>(23,092,648)</u>		
Net Capital Assets	<u>\$ 16,612,276</u>	<u>\$ 1,571,824</u>	<u>\$ -</u>	<u>\$ 18,184,100</u>		

**Alpena Community College**

Notes to Financial Statements

**Note 3. Property and Equipment.** *(continued)*

The following table presents the changes in the various fixed asset class categories for the year ended June 30, 2019 as follows:

	Balances June 30, 2018	Additions	Retirements	Balances June 30, 2019	Estimated Useful Life
Capital assets not being depreciated:					
Land	\$ 339,600	\$ -	\$ -	\$ 339,600	
Construction in progress	66,160	297,682	-	363,842	
	<u>405,760</u>	<u>297,682</u>	<u>-</u>	<u>703,442</u>	
Capital assets being depreciated:					
Land improvements	1,156,404	-	-	1,156,404	15
Buildings and improvements	30,502,350	-	-	30,502,350	5-40
Furniture, fixtures, equipment	4,789,608	118,834	(214,589)	4,693,853	3-7
Vehicles	579,078	32,049	-	611,127	4
Library materials	1,514,621	65,473	(430,335)	1,149,759	10
	<u>38,542,061</u>	<u>216,356</u>	<u>(644,924)</u>	<u>38,113,493</u>	
Less - accumulated depreciation:					
Land improvements	(1,156,404)	-	-	(1,156,404)	15
Buildings and improvements	(14,960,572)	(674,299)	-	(15,634,871)	5-40
Furniture, fixtures, equipment	(3,861,191)	(253,254)	214,589	(3,899,856)	3-7
Vehicles	(367,705)	(72,908)	-	(440,613)	4
Library materials	(1,474,945)	(28,305)	430,335	(1,072,915)	10
	<u>(21,820,817)</u>	<u>(1,028,766)</u>	<u>644,924</u>	<u>(22,204,659)</u>	
Net Capital Assets	<u>\$ 17,127,004</u>	<u>\$ (514,728)</u>	<u>\$ -</u>	<u>\$ 16,612,276</u>	

As of June 30, 2020, the College has additional construction cost commitments of approximately \$6.5 million for the Van Lare Hall building renovation project.



# Alpena Community College

## Notes to Financial Statements

### Note 4. Pension and Other Postemployment Benefit (OPEB) Plans.

#### Industry Information and Significant Accounting Policies.

#### Michigan Public School Employees' Retirement System.

**Plan Description.** The College participates in the Michigan Public School Employees' Retirement System (MPSERS or System), a statewide, cost-sharing, multiple-employer defined benefit public employee retirement system governed by the State of Michigan that covers substantially all non-exempt employees of the College and 67.6% of exempt employees. Exempt employees may choose an optional retirement plan managed by the Teachers Insurance Annuity Association (TIAA). The System provides retirement, survivor, and disability benefits to plan members and their beneficiaries. The System also provides post-employment health care benefits to retirees and beneficiaries who elect to receive those benefits.

The Michigan Public School Employees' Retirement System issues a publicly available financial report that includes financial statements and required supplementary information for the pension and post-employment health care plans. That report is available on the web at <http://www.michigan.gov/orsschools>, or by writing to the Office of Retirement System (ORS) at 530 West Allegan Street, P.O. Box 30171, Lansing, MI 48909.

**Contributions.** Public Act 300 of 1980, as amended, required the College to contribute amounts necessary to finance the coverage of pension and OPEB benefits of active and retired members. Contribution provisions are specified by State statute and may be amended only by action of the State Legislature. Under these provisions, each College's contribution is expected to finance the costs of benefits earned by employees during the year, with an additional amount to finance a portion of the unfunded accrued liability.

The College's contributions are determined based on employee elections. There are a number of different benefit options included in the plan available to employees based on date of hire. Contribution rates are adjusted annually by the ORS. The range of rates are as follows:

	Pension	OPEB
July 1, 2013 – September 30, 2013	12.78% - 15.21%	8.18% - 9.11%
October 1, 2013 – September 30, 2014	15.44% - 18.34%	5.52% - 6.45%
October 1, 2014 – September 30, 2015	18.76% - 23.07%	2.71% - 2.20%
October 1, 2015 – September 30, 2016	14.56% - 18.95%	6.40% - 6.83%
October 1, 2016 – September 30, 2017	15.27% - 19.03%	5.69% - 5.91%
October 1, 2017 – September 30, 2018	16.14% - 20.49%	4.82% - 5.07%
October 1, 2018 – September 30, 2019	16.39% - 20.59%	7.57% - 7.93%
October 1, 2019 – June 30, 2020	16.39% - 20.59%	7.57% - 8.09%

## Alpena Community College

### Notes to Financial Statements

---

#### **Note 4. Pension and Other Postemployment Benefit (OPEB) Plans.** *(continued)*

Depending on the plan selected, plan member contributions range from 0 percent up to 9 percent of gross wages. Plan members electing into the defined contribution plan are not required to make additional contributions.

The College's required and actual contributions to the pension plan for the years ended June 30, 2020 and 2019 were \$2,103,241 and \$2,239,399, respectively. Contributions include \$874,450 and \$921,648 in revenue received from the State of Michigan to fund the MPSERS Unfunded Actuarial Accrued Liability (UAAL) Stabilization Rate for the years ended June 30, 2020 and 2019. The College's required and actual contributions to OPEB for the years ended June 30, 2020 and June 30, 2019 were \$521,944 and \$520,841, respectively.

**Benefits Provided.** Benefit provisions of the defined benefit pension plan are established by State statute, which may be amended. Public Act 300 of 1980, as amended, establishes eligibility and benefit provisions for the defined benefit (DB) pension plan.

Depending on the plan option selected, member retirement benefits are calculated as final average compensation times years of service times a pension factor ranging from 1.25 percent to 1.50 percent. The requirements to retire range from attaining the age of 46 to 60 with years of service ranging from 5 to 30 years, depending on when the employee became a member. Early retirement is computed in the same manner as a regular pension, but is permanently reduced 0.50 percent for each full and partial month between the pension effective date and the date the member will attain age 60. There is no mandatory retirement age.

Members are eligible for non-duty disability benefits after 10 years of service and for duty-related disability benefits upon hire. Disability retirement benefits are determined in the same manner as retirement benefits but are payable immediately without an actuarial reduction. The disability benefits plus authorized outside earning are limited to 100 percent of the participant's final average compensation with an increase of 2 percent each year thereafter.

Benefits may transfer to a beneficiary upon death and are determined in the same manner as retirement benefits, but with an actuarial reduction.

Benefit terms provide for annual cost-of-living adjustments to each employee's retirement allowance subsequent to the employee's retirement date. The annual adjustment, if applicable, is 3 percent. For some members that do not receive an annual increase, they are eligible to receive a supplemental payment in those years when investment earnings exceed actuarial assumptions.

**Net Pension Liability, Deferrals, and Pension Expense.** At June 30, 2020 and 2019, the College reported a liability of \$26,219,184 and \$24,722,675, respectively, for its proportionate share of the net pension liability. The net pension liability was measured as of September 30, 2019 and 2018, and the total pension liability used to calculate the net pension liability was determined by an actuarial valuation as of that date. The College's proportion of the net pension liability was based on a projection of its long-term share of contributions to the pension plan relative to the projected contributions of all participating reporting units, actuarially determined. At September 30, 2019 and 2018, the College's proportion was 0.07917224% and .08223949%, respectively, which was a decrease of .00306725%.

**Alpena Community College**

Notes to Financial Statements

**Note 4. Pension and Other Postemployment Benefit (OPEB) Plans.** *(continued)*

For the year ended June 30, 2020, the College recognized pension expense of \$3,657,661. At June 30, 2020, the College reported deferred outflows of resources and deferred inflows of resources related to pensions from the following sources:

	Deferred Outflows of Resources	Deferred Inflows of Resources
Differences between expected and actual experience	\$ 117,523	\$ 109,331
Changes of assumptions	5,133,735	-
Net difference between projected and actual earnings on pension plan investments	-	840,280
Changes in proportion and differences between Reporting Unit contributions and proportionate share contributions	84,191	1,247,656
Reporting Unit contributions subsequent to the measurement date	1,862,329	-
<b>Total</b>	<b>\$ 7,197,778</b>	<b>\$ 2,197,267</b>

For the year ended June 30, 2019, the College recognized pension expense of \$2,880,006. At June 30, 2019, the College reported deferred outflows of resources and deferred inflows of resources related to pensions from the following sources:

	Deferred Outflows of Resources	Deferred Inflows of Resources
Differences between expected and actual experience	\$ 114,718	\$ 179,655
Changes of assumptions	5,725,751	-
Net difference between projected and actual earnings on pension plan investments	-	1,690,403
Changes in proportion and differences between Reporting Unit contributions and proportionate share contributions	218,405	970,132
Reporting Unit contributions subsequent to the measurement date	1,825,122	-
<b>Total</b>	<b>\$ 7,883,996</b>	<b>\$ 2,840,190</b>

**Alpena Community College**

Notes to Financial Statements

**Note 4. Pension and Other Postemployment Benefit (OPEB) Plans.** *(continued)*

**Net OPEB Liability, Deferrals, and OPEB Expense.** At June 30, 2020 and 2019, the College reported a liability of \$5,456,362 and \$6,378,315, respectively, for its proportionate share of the net OPEB liability. The net OPEB liability was measured as of September 30, 2019 and 2018, and the total OPEB liability used to calculate the net OPEB liability was determined by an actuarial valuation as of that date. The College's proportion of the net OPEB liability was based on a projection of its long-term share of contributions to the OPEB plan relative to the projected contributions of all participating reporting units, actuarially determined. At September 30, 2019 and 2018, the College's proportion was 0.07601774% and .08024096%, respectively, which was a decrease of .00422322%.

For the year ended June 30, 2020, the College recognized OPEB expense of \$(4,125). At June 30, 2020, the College reported deferred outflows of resources and deferred inflows of resources related to OPEB from the following sources:

	OPEB Deferred Outflows of Resources	OPEB Deferred Inflows of Resources
Differences between expected and actual experience	\$ -	\$ 2,002,093
Changes of assumptions	1,182,283	-
Net difference between projected and actual earnings on OPEB plan investments	-	94,889
Changes in proportion and differences between Reporting Unit contributions and proportionate share contributions	231	592,027
Reporting Unit contributions subsequent to the measurement date	409,668	-
Total	\$ 1,592,182	\$ 2,689,009

**Alpena Community College**

Notes to Financial Statements

**Note 4. Pension and Other Postemployment Benefit (OPEB) Plans.** *(continued)*

For the year ended June 30, 2019, the College recognized OPEB expense of \$234,566. At June 30, 2019, the College reported deferred outflows of resources and deferred inflows of resources related to OPEB from the following sources:

	OPEB Deferred Outflows of Resources	OPEB Deferred Inflows of Resources
Differences between expected and actual experience	\$ -	\$ 1,187,168
Changes of assumptions	675,467	-
Net difference between projected and actual earnings on OPEB plan investments	-	245,134
Changes in proportion and differences between Reporting Unit contributions and proportionate share contributions	325	353,784
Contributions subsequent to the measurement date	391,993	-
Total	\$ 1,067,785	\$ 1,786,086

For the year ended June 30, 2020, amounts reported as deferred outflows of resources and deferred inflows of resources related to pensions and OPEB will be recognized in pension and OPEB expenses as follows for:

Deferred (Inflow) and Deferred Outflow of Resources by Year  
(To be Recognized in Future Pension and OPEB Expenses)

Year Ending September 30	Pension Amount	OPEB Amount
2020	\$3,148,086	\$ 11,962
2021	948,660	(397,706)
2022	638,326	(350,361)
2023	265,439	(246,231)
2024	-	(114,491)

**Alpena Community College**

Notes to Financial Statements

**Note 4. Pension and Other Postemployment Benefit (OPEB) Plans.** *(continued)*

For the year ended June 30, 2019, amounts reported as deferred outflows of resources and deferred inflows of resources related to pensions and OPEB will be recognized in pension and OPEB expenses as follows:

Deferred (Inflow) and Deferred Outflow of Resources by Year  
(To be Recognized in Future Pension and OPEB Expenses)

Year Ending September 30	Pension Amount	OPEB Amount
2019	\$3,228,251	\$128,300
2020	948,650	(263,693)
2021	597,825	(263,693)
2022	269,080	(213,715)
2023	0	(105,500)

**Actuarial Assumptions.** The total pension liability in the September 30, 2018 and 2017 actuarial valuations were determined using the following actuarial assumptions, applied to all periods included in the measurement (unless noted assumption was unchanged between valuation years):

Actuarial cost method	Entry age, normal	
Wage inflation rate	2.75%	
Investment Rate of Return:	2018	2017
MIP and Basic Plans (Non-Hybrid)	6.80%	7.05%
Pension Plus Plan (Hybrid)	6.80%	7.00%
Pension Plus 2 Plan	6.00%	6.00%
OPEB Plan (Retiree Healthcare Fund)	6.95%	7.15%
Projected Salary Increases	2.75 – 11.55%, including wage inflation at 2.75%	
Cost-of-Living Pension Adjustments	3% Annual Non-Compounded for MIP Members	
Healthcare Cost Trend Rate	2018: 7.5% year 1 graded to 3.5% Year 12 2017: 7.5% year 1 graded to 3.0% Year 12	
Mortality	<p>(Retirees): RP-2014 Male and Female Healthy Annuitant Mortality Tables, scaled by 82% for males and 78% for females and adjusted for mortality improvements using projection scale MP-2017 from 2006.</p> <p>(Active): RP-2014 Male and Female Employee Annuitant Mortality Tables, scaled 100% and adjusted for mortality improvements using projection scale MP-2017 from 2006.</p>	

**Alpena Community College**

Notes to Financial Statements

**Note 4. Pension and Other Postemployment Benefit (OPEB) Plans.** *(continued)*

Other OPEB Assumptions:

Opt-Out Assumption	21% of eligible participants hired before July 1, 2008 and 30% of those hired after June 30, 2008 are assumed to opt out of the retiree health plan
Survivor Coverage	80% of male retirees and 67% of female retirees are assumed to have coverage continuing after the retiree's death
Coverage Election at Retirement	75% of male and 60% of female retirees are assumed to elect coverage for 1 or more dependents

Assumption changes as a result of an experience study for the period 2012 through 2017 have been adopted for use in the annual pension valuations beginning with the September 30, 2017 valuation. The total pension liability as of September 30, 2019, is based on the results of an actuarial valuation date of September 30, 2018, and rolled forward using generally accepted actuarial procedures, including the experience study.

**Long-Term Expected Return on Plan Assets**

The long-term expected rate of return on pension plan investments was determined using a building-block method in which best-estimate ranges of expected future real rates of return (expected returns, net of pension plan investment expense and inflation) are developed for each major asset class. These ranges are combined to produce the long-term expected rate of return by weighting the expected future real rates of return by the target asset allocation percentage and by adding expected inflation. Best estimates of arithmetic real rates of return for each major asset class included in the pension plan's target asset allocation as of September 30, 2019, are summarized in the following table:

Asset Class	Target Allocation	Long Term Expected Real Rate of Return*
Domestic equity pools	28.0%	5.5%
Private equity pools	18.0%	8.6%
International equity pools	16.0%	7.3%
Fixed income pools	10.5%	1.2%
Real estate and infrastructure pools	10.0%	4.2%
Absolute return pools	15.5%	5.4%
Short term investment pools	2.0%	0.8%
<b>TOTAL</b>	<b>100.0%</b>	

*\*Long term rate of return are net of administration expenses and 2.3% inflation.*

**Alpena Community College**

Notes to Financial Statements

**Note 4. Pension and Other Postemployment Benefit (OPEB) Plans.** *(continued)*

Best estimates of arithmetic real rates of return for each major asset class included in the pension plan's target asset allocation as of September 30, 2018, are summarized in the following table:

Asset Class	Target Allocation	Long Term Expected Real Rate of Return*
Domestic equity pools	28.0%	5.7%
% Alternative investment pools	18.0%	9.2%
International equity pools	16.0%	7.2%
Fixed income pools	10.5%	0.5%
Real estate and infrastructure pools	10.0%	3.9%
Absolute return pools	15.5%	5.2%
Short term investment pools	2.0%	0.0%
TOTAL	100.0%	

*\*Long term rate of return are net of administration expenses and 2.3% inflation.*

**Rate of Return**

For the fiscal year ended September 30, 2019 and 2018, the annual money-weighted rate of return on pension plan investments, net of pension plan investment expense, was 5.14% and 11.11%, respectively. The money-weighted rate of return expresses investment performance, net of investment expense, adjusted for the changing amounts actually invested.

**Discount Rate.** For June 30, 2020, a discount rate of 6.80% was used to measure the total pension liability (6.80% for the Pension Plus plan, 6.00% for the Pension Plus 2 plan, hybrid plans provided through non-university employers only). This discount rate was based on the long-term expected rate of return on pension plan investments of 6.80% (6.80% for the Pension Plus plan, 6.00% for the Pension Plus 2 plan). A discount rate of 6.95% was used to measure the total OPEB liability. This discount rate was based on the long-term expected rate of return on OPEB plan investments of 6.95%.

For June 30, 2019, a discount rate of 7.05% was used to measure the total pension liability (7.00% for the Pension Plus plan, 6.00% for the Pension Plus 2 plan, hybrid plans provided through non-university employers only). This discount rate was based on the long-term expected rate of return on pension plan investments of 7.05% (7.00% for the Pension Plus plan, 6.00% for the Pension Plus 2 plan). A discount rate of 7.15% was used to measure the total OPEB liability. This discount rate was based on the long-term expected rate of return on OPEB plan investments of 7.15%.

The projection of cash flows used to determine these discount rates assumed that plan member contributions will be made at the current contribution rate and that employer contributions will be made at rates equal to the difference between actuarially determined contribution rates and the member rate. Based on these assumptions, the fiduciary net positions of both the pension and OPEB plans were projected to be available to make all projected future benefit payments of current plan members. Therefore, the long-term expected rate of return on pension and OPEB plan investments was applied to all periods of projected benefit payments to determine the total pension and OPEB liabilities.



**Alpena Community College**

Notes to Financial Statements

**Note 4. Pension and Other Postemployment Benefit (OPEB) Plans.** *(continued)*

**Sensitivity of the net pension liability to changes in the discount rate.** The following presents the net pension liability of the College as of June 30, 2020, calculated using the discount rate of 6.80 percent (MIP Hybrid), 6.80 percent (Pension Plus), and 6.00 percent (Pension Plus 2) as well as what the College's net pension liability would be if it were calculated using a discount rate that is 1.00 percentage point lower or 1.00 percentage point higher:

<b>1% Decrease (MIP, Pension Plus, Pension Plus 2) 5.80% / 5.80% / 5.00%</b>	<b>Current Single Discount Rate (MIP, Pension Plus, Pension Plus 2) 6.80% / 6.80% / 6.00%</b>	<b>1% Increase (MIP, Pension Plus, Pension Plus 2) 7.80% / 7.80% / 7.00%</b>
\$34,086,617	\$26,219,184	\$19,696,811

**Sensitivity of the net pension liability to changes in the discount rate.** The following presents the net pension liability of the College as of June 30, 2019 calculated using the discount rate of 7.05 percent, (MIP Hybrid), 7.00 percent (Pension Plus), and 6.00 percent (Pension Plus 2) as well as what the College's net pension liability would be if it were calculated using a discount rate that is 1.00 percentage point lower or 1.00 percentage point higher:

<b>1% Decrease (MIP, Pension Plus, Pension Plus 2) 6.05% / 6.00% / 5.00%</b>	<b>Current Single Discount Rate (MIP, Pension Plus, Pension Plus 2) 7.05% / 7.00% / 6.00%</b>	<b>1% Increase (MIP, Pension Plus, Pension Plus 2) 8.05% / 8.00% / 7.00%</b>
\$32,458,963	\$24,722,675	\$18,295,078

**Sensitivity of the net OPEB liability to changes in the discount rate.** As required by GASB Statement No. 75, the following table presents the College's net OPEB Liability, as of June 30, 2020, calculated using a discount rate of 6.95%, as well as what the College's net OPEB liability would be if it were calculated using a discount rate that is 1.00 percentage point lower or 1.00 percentage point higher:

<b>1% Decrease 5.95%</b>	<b>Current Single Discount Rate 6.95%</b>	<b>1% Increase 7.95%</b>
\$6,693,048	\$5,456,362	\$4,417,889

**Sensitivity of the net OPEB liability to changes in the discount rate.** As required by GASB Statement No. 75, the following table presents the College's net OPEB Liability, as of June 30, 2019, calculated using a discount rate of 7.15%, as well as what the College's net OPEB liability would be if it were calculated using a discount rate that is 1.00 percentage point lower or 1.00 percentage point higher:

<b>1% Decrease 6.15%</b>	<b>Current Single Discount Rate 7.15%</b>	<b>1% Increase 8.15%</b>
\$7,657,038	\$6,378,315	\$5,302,753

**Sensitivity of College's Proportionate Share of the Net OPEB Liability to Healthcare Cost Trend Rate.** The following presents the College's proportionate share of the net OPEB liability, as of June 30, 2020, calculated using the assumed trend rates, as well as what the College's proportionate share of the net OPEB liability would be if it were calculated using a Healthcare Cost Trend rate that is 1.00 percentage point lower or 1.00 percentage point higher:

**Alpena Community College**

Notes to Financial Statements

**Note 4. Pension and Other Postemployment Benefit (OPEB) Plans.** *(continued)*

<b>1% Trend Decrease</b>	<b>Current Healthcare Trend Rate</b>	<b>1% Trend Increase</b>
\$4,373,862	\$5,456,362	\$6,692,901

**Sensitivity of College’s Proportionate Share of the Net OPEB Liability to Healthcare Cost Trend Rate.** The following presents the College’s proportionate share of the net OPEB liability, as of June 30, 2019, calculated using the assumed trend rates, as well as what the College’s proportionate share of the net OPEB liability would be if it were calculated using a Healthcare Cost Trend rate that is 1.00 percentage point lower or 1.00 percentage point higher:

<b>1% Trend Decrease</b>	<b>Current Healthcare Trend Rate</b>	<b>1% Trend Increase</b>
\$5,246,094	\$6,378,315	\$7,677,204

**Pension plan fiduciary net position.** Detailed information about the pension plan’s fiduciary net position is available in the separately issued MPSERS CAFR, available on the ORS website at [www.michigan.gov/orsschools](http://www.michigan.gov/orsschools).

For the June 30, 2020 report, recognition period for liabilities is the average of the expected remaining service lives of all employees in years: 4.4977 for pension and 5.7101 for OPEB.

For the June 30, 2019 report, recognition period for liabilities is the average of the expected remaining service lives of all employees in years: 4.5304 for pension and 5.6018 for OPEB.

For the June 30, 2020 and 2019 report, recognition period for assets is 5.0000.

Full actuarial assumptions are available in the 2019 MPSERS Comprehensive Annual Financial Report.

**Payable to the Pension Plan.** The College reported a payable of \$158,990 and \$167,754 for the outstanding amount of contributions to the pension plan required for the year ended June 30, 2020 and 2019, respectively.

**Postemployment Benefits Other Than Pensions (OPEB).** Under the MPSERS Act, all retirees participating in the MPSERS pension plan have the option of continuing health, dental, and vision coverage through MPSERS. The MPSERS Board of trustees annually sets the employer contribution rate to fund the benefits on a pay as you go basis. Participating employers are required to contribute at that rate. Members can choose to contribute 3% of their covered payroll to the Retiree Healthcare Fund and keep this premium subsidy benefit, or they can elect not to pay the 3% contribution and instead choose the Personal Healthcare Fund, which can be used to pay healthcare expenses in retirement. Members electing the Personal Healthcare Fund will be automatically enrolled in a 2% employee contribution into their 457 account as of their transition date and create a 2% employer match into the employee’s 403B account.

The College’s required and actual contributions to the plan for retiree health care benefits for the years ended June 30, 2020, 2019 and 2018 were \$547,264, \$391,993, and \$384,706, respectively.

**Alpena Community College**

Notes to Financial Statements

**Note 5. Compensated Absences and Other Employee Payments.**

Employee benefits that will be paid at a future date but attributable to services already rendered are recorded as of June 30, 2020. These compensated absences include vacation leave and longevity. In addition, any salary-related payments (such as Social Security) associated with the payment of compensated absences are also recorded.

Any fringe benefits (such as health insurance) associated with faculty compensation that are paid during July and August are recorded as liabilities at June 30, since future services are not required for the receipt of these benefits.

**Note 6. Risk Management.**

The College is exposed to various risks of loss related to property loss, torts, errors and omissions, and workers' compensation as well as medical benefits provided to employees. The College has purchased commercial insurance for medical benefit and workers' compensation claims and participates in the Michigan Community College Risk Management Authority risk pool for claims relating to all other types of claims. Settled claims relating to the commercial insurance have not exceeded the amount of insurance coverage in any of the past three fiscal years.

The shared-risk pool program in which the College participates operates as a common risk-sharing management program for community colleges in Michigan; members' premiums are used to purchase commercial excess coverage and to pay member claims in excess of deductible amounts.

**Note 7. Long-Term Debt Obligation.**

Long-term Debt obligations of the college consist of the following as of June 30, 2020:

	Balances June 30, 2019	Additions	(Deductions)	Balances June 30, 2020	Due within one year
2013 College Facility And Refunding Bonds Dated: 01-28-2013 Matures: 03-01-2023 Interest: 0.65% - 2.35%	\$ 860,000	\$ -	\$(215,000)	\$ 645,000	\$ 220,000
Installment Loan Dated: 05-24-2017 Matures: 05-24-2037 Interest: 3.12%	612,000	-	(34,000)	578,000	34,000
Other long-term obligations Compensated absences	223,616	2,289	-	225,905	-
<b>Total</b>	<b>\$ 1,695,616</b>	<b>\$ 2,289</b>	<b>\$(249,000)</b>	<b>\$ 1,448,905</b>	<b>\$ 254,000</b>

**Alpena Community College**

Notes to Financial Statements

**Note 7. Long-Term Debt Obligation.** *(continued)*

The annual requirements to pay principal and interest on long-term debt outstanding at June 30, 2020 are as follows:

For the year ending June 30,	Principal	Interest	Annual Requirement
2021	\$ 254,000	\$ 32,416	\$ 286,416
2022	259,000	26,735	285,735
2023	234,000	20,612	254,612
2024	34,000	14,851	48,851
2025	34,000	13,790	47,790
2026-2037	408,000	82,743	490,743
	\$ 1,223,000	\$ 191,147	\$ 1,414,147

Long-term Debt obligations of the college consist of the following as of June 30, 2019:

	Balances June 30, 2018	Additions	(Deductions)	Balances June 30, 2019	Due within one year
2013 College Facility And Refunding Bonds Dated: 01-28-2013 Matures: 03-01-2023 Interest 0.65% - 2.35%	\$ 1,075,000	\$ -	\$(215,000)	\$ 860,000	\$ 215,000
Installment Loan Dated: 05-24-2017 Matures: 05-24-2037 Interest: 3.12%	646,000	-	(34,000)	612,000	34,000
Other long-term obligations Compensated absences	193,744	29,872	-	223,616	-
Total	\$ 1,914,744	\$ 29,872	\$(249,000)	\$ 1,695,616	\$ 249,000

## Alpena Community College

### Notes to Financial Statements

---

#### **Note 8. Property Taxes.**

The assessed values of real and personal property situated in the College District are established annually by local taxing authorities as of December 31 and are equalized by the State at an estimated 50 percent of current market value. The property tax is levied on July 1 and becomes delinquent after July 31 for City of Alpena residents (representing approximately 22.2% of collections), with the remainder levied December 1, and payable by February 14, for the balance of taxpayers in Alpena and Presque Isle Counties. Uncollected property taxes as of March 1 are added to the County delinquent tax rolls. By agreement with Alpena and Presque Isle Counties, the Counties purchase at face value the real property taxes receivable returned delinquent each March 1. The property value used for determining the amount of property tax levied is known as the "taxable value" (TV). This differs from the State Equalized Value (SEV) by limiting annual increases to a cost-of-living adjustment or 5 percent, whichever is less by the provisions of the Headlee Amendment. The Taxable Value for the 2019-2020 school year for Alpena Community College was established at \$1,079,984,959 and \$1,051,507,048 for the 2018-2019 school year. The College's total tax rate was established at 2.500 mills (1.4615 charter mills and 1.0385 additional mills voted for general operations).

#### **Note 9. Tax Abatements.**

The College may receive reduced tax revenues as a result of Industrial Facilities Tax exemptions (PA 198 of 1974) or Brownfield Redevelopment Agreements granted by cities within the boundaries of the College. Industrial facility exemptions are intended to promote construction of new industrial facilities or to rehabilitate historical facilities. Brownfield redevelopment agreements are intended to reimburse taxpayers that remediate environmental contamination on their properties. Accordingly, such agreements meet the criteria of "tax abatements" under GASB Statement No. 77.

For the fiscal year ended June 30, 2020, the College's tax revenues were reduced under these programs and were not material to the College. The College is not reimbursed for lost revenue caused by tax abatements. There were no abatements made by the College.

#### **Note 10. Claims and Contingencies.**

In the ordinary course of business, the College is exposed to various claims and legal actions, which may be partially or fully covered by insurance. In the opinion of the College's management, the ultimate loss, if any, resulting from any claims and legal actions will not be material to the financial position of the College. The College participates in a number of federally and state assisted grant programs. These programs are subject to program compliance audits. The compliance audit reports have not yet been completed and accepted by the grantors. The amount, if any, of expenditures which may be disallowed by the granting agencies cannot be determined at this time; however, the College expects such amounts, if any, to be immaterial.

#### **Note 11. Related Party Transactions.**

The Alpena Community College Foundation is a separate not-for-profit corporation, with its own independent board, established to accept, collect, hold, and invest donations made for the promotion of educational and cultural activities at and on behalf of the College. Each year, applications for grant funds are submitted to the Foundation Board where they are considered for funding. In the past, funding has been used to support student scholarships and capital initiatives. The College provides personnel support, supplies and equipment to the Foundation.

## Alpena Community College

### Notes to Financial Statements

---

#### **Note 12. Short-Term Debt Obligation.**

In May 2020, the College received loan proceeds in the amount of \$2,435,600 under the Paycheck Protection Program (“PPP”). The PPP, established as part of the Coronavirus Aid, Relief and Economic Security Act, provides for loans to qualifying businesses for amounts up to 2.5 times of the average monthly payroll expenses of the qualifying business. The loans and accrued interest are forgivable after 8-24 weeks as long as the borrower uses the loan proceeds for eligible purposes, including payroll, benefits, rent and utilities, and maintains its payroll levels. The amount of loan forgiveness will be reduced if the borrower terminates employees or reduces salaries during the eight-week period.

The unforgiven portion of the PPP loan is payable over two years at an interest rate of 1%, with a deferral of payments for the first six months. The College utilized the proceeds for purposes consistent with the PPP. While the College currently believes that its use of the loan proceeds will meet the conditions for forgiveness of the loan, the application for forgiveness has not been approved. Due to the high likelihood that the PPP loan will be forgiven, the entire amount of proceeds of \$2,435,600 has been classified as a current liability.

#### **Note 13. Other Funds.**

The Community Foundation for Northeast Michigan (“Community Foundation”) carries certain funds which are for the benefit of the College. These funds are not included in the College’s financial statements. Upon a successful grant application, the spendable portion of the fund represents the limited amount the College could request from the Community Foundation for program services and/or scholarships for students. As of June 30, 2020 and 2019 there was \$11,471 and \$5,800, respectively, of spendable funds and a total within the fund of \$121,549 and \$120,273, respectively. Grants approved by the Community Foundation for the College were \$0 and \$8,000 for the years ended June 30, 2020 and 219, respectively.

#### **Note 14. Subsequent Events.**

Management has evaluated subsequent events through October 8, 2020, the date on which the financial statements were available to be issued.

In March 2020, the World Health Organization declared the novel coronavirus outbreak (COVID-19) to be a global pandemic. The extent of the ultimate impact of the pandemic on the College’s operational and financial performance will depend on various developments, including the duration of the spread of the outbreak and its impact on students, employees, taxpayers, and vendors, all of which cannot be reasonably predicted at this time. In addition, it may place additional demands on the College to implement additional safety measures for providing of services to students.

The College has applied for loan forgiveness for the PPP loan discussed in Note 12 of approximately \$2.4 million.

*This page is intentionally left blank.*

## **Required Supplemental Information**



**Alpena Community College**

Required Supplemental Information  
Schedule of Proportionate Share of the Net Pension Liability

---

Michigan Public School Employees Retirement Plan  
Last 10 Fiscal Years (Amounts determined as of 9/30 of each year)

	<u>2019</u>	<u>2018</u>	<u>2017</u>
A. Reporting unit's proportion of net pension liability (%)	0.07917%	0.08224%	0.08447%
B. Reporting unit's proportionate share of net pension liability	\$ 26,219,184	\$ 24,722,675	\$ 21,890,919
C. Reporting unit's covered-employee payroll	\$ 6,640,739	\$ 6,911,427	\$ 6,915,242
D. Reporting unit's proportionate share of net pension liability as a percentage of its covered-employee payroll (%)	394.82%	357.71%	316.56%
E. Plan fiduciary net position as a percentage of total pension liability	60.31%	62.36%	66.20%

Changes in benefit terms: There were no changes of benefit term in 2019.

Changes in benefit assumptions: There were no changes of benefit assumptions in 2019.

Changes in size or composition of the covered population: There were no significant changes in size or composition of the covered population in 2019.

This schedule is to be built prospectively. Until a full 10-year trend is compiled, the schedule will show information for those years for which data is available.

---

<u>2016</u>	<u>2015</u>	<u>2014</u>
0.08835%	0.08574%	0.08598%
\$ 22,041,884	\$ 20,940,911	\$ 18,937,550
\$ 7,372,372	\$ 7,455,745	\$ 7,748,819
298.98%	280.87%	244.39%
63.27%	63.17%	66.20%

**Alpena Community College**

Required Supplemental Information  
Schedule of the Pension Contributions

---

Michigan Public School Employees Retirement Plan  
Last 10 Fiscal Years (Amounts determined as of 6/30 of each year)

	<u>2020</u>	<u>2019</u>	<u>2018</u>
A. Statutorily required contributions	\$ 2,103,241	\$ 2,239,399	\$ 1,981,374
B. Contributions in relation to statutorily required contributions*	<u>\$ 2,103,241</u>	<u>\$ 2,239,399</u>	<u>\$ 1,981,374</u>
C. Contribution deficiency (excess)	<u>\$ -</u>	<u>\$ -</u>	<u>\$ -</u>
D. Reporting unit's covered-employee payroll	\$ 6,768,592	\$ 6,732,893	\$ 6,882,867
E. Contributions as a percentage of covered-employee payroll	31.07%	33.26%	28.79%

\*Contributions in relation to statutorily required contributions are the contributions a reporting unit actually made to MPSERS, which may differ from the statutorily required contributions.

Changes in benefit terms: There were no changes of benefit terms in 2020.

Changes in benefit assumptions: There were no changes of assumptions in 2020.

Changes in size or composition of the covered population: There were no significant changes in size or composition of the covered population in 2020.

This schedule is to be built prospectively. Until a full 10-year trend is compiled, the schedule will show information for those years for which data is available.



<u>2017</u>	<u>2016</u>	<u>2015</u>
\$ 1,983,880	\$ 1,653,949	\$ 1,335,262
<u>\$ 1,983,880</u>	<u>\$ 1,653,949</u>	<u>\$ 1,335,262</u>
<u>\$ -</u>	<u>\$ -</u>	<u>\$ -</u>
\$ 6,956,035	\$ 7,455,745	\$ 7,748,819
28.52%	22.18%	17.23%

**Alpena Community College**

Required Supplemental Information  
Schedule of the Proportionate Share of the Net OPEB Liability

Michigan Public School Employees Retirement Plan  
Last 10 Fiscal Years (Amounts were determined as of 9/30 of each fiscal year)

	<b>2019</b>	<b>2018</b>	<b>2017</b>
A. Reporting unit's proportion of net OPEB liability (%)	0.07602%	0.08024%	0.08492%
B. Reporting unit's proportionate share of net OPEB liability	\$ 5,456,362	\$ 6,378,315	\$ 7,520,290
C. Reporting unit's covered-employee payroll	\$ 6,640,739	\$ 6,911,427	\$ 6,915,242
D. Reporting unit's proportionate share of net OPEB liability as a percentage of its covered-employee payroll (%)	82.16%	92.29%	108.75%
E. Plan fiduciary net position as a percentage of total OPEB liability	48.46%	42.95%	36.39%

Changes in benefit terms: There were no changes in benefit terms in 2019.

Changes in benefit assumptions: There were no changes in benefit assumptions in 2019.

Changes in size or composition of the covered population: There were no significant changes in size or composition of the covered population in 2018.

This schedule is to be built prospectively. Until a full 10-year trend is compiled, the schedule will show information for those years for which data is available.

**Alpena Community College**

Required Supplemental Information  
Schedule of OPEB Contributions

Michigan Public School Employees Retirement Plan  
Last 10 Fiscal Years (Amounts determined as of 6/30 of each year)

	<b>2020</b>	<b>2019</b>	<b>2018</b>
A. Statutorily required contributions	\$ 521,944	\$ 520,841	\$ 661,158
B. Contributions in relation to statutorily required contributions*	\$ 521,944	520,841	661,158
C. Contribution deficiency (excess)	\$ -	\$ -	\$ -
D. Reporting unit's covered-employee payroll	\$6,768,592	\$ 6,732,893	\$ 6,882,867
E. Contributions as a percentage of covered-employee payroll	7.71%	7.74%	9.61%

\*Contributions in relation to statutorily required contributions a reporting unit actually made to MPSERS, which may differ from the statutorily required contributions.

Changes in benefit terms: There were no changes in benefit terms in 2020.

Changes in benefit assumptions: There were no changes in benefit assumptions in 2020.

Changes in size or composition of the covered population: There were no significant changes in size or composition of the covered population in 2020.

This schedule is to be built prospectively. Until a full 10-year trend is compiled, the schedule will show information for those years for which data is available.

*This page is intentionally left blank.*

## **Supplemental Information**



Alpena Community College

Combining Statement of Net Position

June 30, 2020

	General Fund	Designated Fund	Auxiliary Activities Fund	Unfunded Pension and OPEB Liability Fund	Restricted Fund
<b>Assets</b>					
Current Assets					
Cash and cash equivalents	\$ 5,852,227	\$ 100	\$ 1,800	\$ -	\$ 590
State appropriations receivable	712,084	16,500	-	-	-
Accounts receivable	2,626,368	10,975	6,971	-	-
Prepaid expense	5,938	-	-	-	2,167
Contributions receivable	-	-	-	-	-
Federal and state grants receivable	-	-	-	-	228,152
Inventories	5,200	-	710,307	-	-
Insurance funds on deposit	611,484	-	-	-	-
Due from (to) other funds	( 1,173,679 )	94,657	( 349,844 )	-	51,417
Total Current Assets	8,639,622	122,232	369,234	-	282,326
Restricted investments	-	-	-	-	-
Other investments	-	-	-	-	-
Capital assets, net	-	-	-	-	-
Total Assets	8,639,622	122,232	369,234	-	282,326
<b>Deferred Outflows of Resources</b>					
Related to pensions	-	-	-	7,197,778	-
Related to OPEB	-	-	-	1,592,182	-
Total Deferred Outflows of Resources	-	-	-	8,789,960	-
<b>Total Assets and Deferred Outflows of Resources</b>					
	\$ 8,639,622	\$ 122,232	\$ 369,234	\$ 8,789,960	\$ 282,326
<b>Liabilities and Net Position</b>					
Current Liabilities					
Current portion of debt obligations	\$ -	\$ -	\$ -	\$ -	\$ -
Accounts payable	1,069,654	-	-	-	233,461
PPP loan payable	2,435,600	-	-	-	-
Accrued interest payable	-	-	-	-	-
Accrued payroll and related liabilities	881,493	9,332	8,548	-	22,800
Deposits	-	-	26,800	-	-
Unearned student tuition and fees	2,563,728	-	136,634	-	-
Unearned revenue - special events	-	-	-	-	-
Total Current Liabilities	6,950,475	9,332	171,982	-	256,261
Long-term debt obligations	-	-	-	-	-
Net pension liability	-	-	-	26,219,184	-
Net OPEB liability	-	-	-	5,456,362	-
Accrued compensated balances	189,426	16,061	13,656	-	6,762
Total Liabilities	7,139,901	25,393	185,638	31,675,546	263,023
<b>Deferred Inflows of Resources</b>					
Related to pensions	-	-	-	2,197,267	-
State aid for pension	-	-	-	874,450	-
Related to OPEB	-	-	-	2,689,009	-
Total Deferred Inflows of Resources	-	-	-	5,760,726	-
<b>Net Position</b>					
Invested in capital assets, net of related debt	-	-	-	-	-
Restricted for:					
Expendable scholarships and grants	-	-	-	-	-
Permanently restricted	-	-	-	-	-
Unrestricted					
Unallocated	1,499,721	96,839	183,596	( 28,646,312 )	19,303
Total Net Position	1,499,721	96,839	183,596	( 28,646,312 )	19,303
<b>Total Liabilities, Deferred Inflows of Resources, and Net Position</b>					
	\$ 8,639,622	\$ 122,232	\$ 369,234	\$ 8,789,960	\$ 282,326

Student Loan Fund	Endowment Fund	Plant Fund	Agency Fund	Eliminations	Combined Primary Government Unit	A.C.C. Foundation Component Unit
\$ -	\$ -	\$ 1,266,472	\$ -	\$ -	\$ 7,121,189	\$ 1,122,673
-	-	-	-	-	728,584	-
10,582	-	-	-	-	2,654,896	245
-	-	-	-	-	8,105	-
-	-	-	-	-	-	582,142
-	-	-	-	-	228,152	-
-	-	-	-	-	715,507	-
-	-	-	-	-	611,484	-
(10,582)	13,349	1,197,381	177,301	-	-	-
-	13,349	2,463,853	177,301	-	12,067,917	1,705,060
-	-	-	-	-	-	7,040,009
-	-	7,971	-	-	7,971	-
-	-	18,184,100	-	-	18,184,100	-
-	13,349	20,655,924	177,301	-	30,259,988	8,745,069
-	-	-	-	-	7,197,778	-
-	-	-	-	-	1,592,182	-
-	-	-	-	-	8,789,960	-
<u>\$ -</u>	<u>\$ 13,349</u>	<u>\$ 20,655,924</u>	<u>\$ 177,301</u>	<u>\$ -</u>	<u>\$ 39,049,948</u>	<u>\$ 8,745,069</u>
\$ -	\$ -	\$ 254,000	\$ -	\$ -	\$ 254,000	\$ -
-	-	-	-	-	1,303,115	962
-	-	-	-	-	2,435,600	-
-	-	6,578	-	-	6,578	-
-	-	-	162,029	-	1,084,202	-
-	-	-	15,272	-	42,072	-
-	-	-	-	-	2,700,362	-
-	-	-	-	-	-	3,950
-	-	260,578	177,301	-	7,825,929	4,912
-	-	969,000	-	-	969,000	-
-	-	-	-	-	26,219,184	-
-	-	-	-	-	5,456,362	-
-	-	-	-	-	225,905	-
-	-	1,229,578	177,301	-	40,696,380	4,912
-	-	-	-	-	2,197,267	-
-	-	-	-	-	874,450	-
-	-	-	-	-	2,689,009	-
-	-	-	-	-	5,760,726	-
-	-	16,961,100	-	-	16,961,100	-
-	13,349	-	-	-	13,349	6,924,880
-	-	-	-	-	-	-
-	-	2,465,246	-	-	(24,381,607)	1,815,277
-	13,349	19,426,346	-	-	(7,407,158)	8,740,157
<u>\$ -</u>	<u>\$ 13,349</u>	<u>\$ 20,655,924</u>	<u>\$ 177,301</u>	<u>\$ -</u>	<u>\$ 39,049,948</u>	<u>\$ 8,745,069</u>

Alpena Community College

Combining Statement of Revenues, Expenses and Changes in Net Position

Year Ended June 30, 2020

	General Fund	Designated Fund	Auxiliary Activities Fund	Unfunded Pension and OPEB Liability Fund	Restricted Fund
<b>Revenue</b>					
Operating Revenue					
Tuition and fees	\$ 6,221,352	\$ 352,403	\$ -	\$ -	\$ -
Federal grants and contracts	10,480	16,500	-	-	4,034,598
State grants and contracts	-	-	-	-	183,372
Local grants and fees	-	-	-	-	14,500
Auxiliary activities	-	188,393	958,940	-	-
Indirect cost recovery	51,500	-	-	-	(51,500)
Current funds expenditures for equipment and capital improvements	-	-	-	-	-
Miscellaneous	112,533	382	-	-	-
Total Operating Revenue	<u>6,395,865</u>	<u>557,678</u>	<u>958,940</u>	<u>-</u>	<u>4,180,970</u>
<b>Expenses</b>					
Operating Expenses					
Instruction	7,665,092	13,841	-	41,405	16,282
Technology	994,441	82,477	87,720	4,178	-
Public services	-	177,833	18,951	404	1,371,471
Instructional support	1,420,318	3,211	-	7,223	49,187
Student services	1,413,240	330,275	772,419	10,023	2,913,620
Institutional administration	1,978,010	1,036	-	6,230	-
Operation and maintenance of plant	1,603,553	7,385	4,903	5,266	-
Depreciation	-	-	-	-	-
Total Operating Expenses	<u>15,074,654</u>	<u>616,058</u>	<u>883,993</u>	<u>74,729</u>	<u>4,350,560</u>
Operating Income (Loss)	<u>(8,678,789)</u>	<u>(58,380)</u>	<u>74,947</u>	<u>(74,729)</u>	<u>(169,590)</u>
<b>Nonoperating Revenue (Expenses)</b>					
State appropriations	6,361,464	-	-	(874,450)	-
Property tax	2,688,545	-	-	-	-
Investment income	37,000	-	-	-	-
Interest on capital asset - related debt	-	-	-	-	-
Gifts and permanent endowments	-	17,323	-	-	33,442
Gain (loss) on sale of capital assets	-	-	2,200	-	-
Net Nonoperating Revenue (Expense)	<u>9,087,009</u>	<u>17,323</u>	<u>2,200</u>	<u>(874,450)</u>	<u>33,442</u>
Increase (Decrease) in Net Position	408,220	(41,057)	77,147	(949,179)	(136,148)
Transfers In (Out)	<u>(393,014)</u>	<u>35,119</u>	<u>(52,693)</u>	<u>-</u>	<u>47,892</u>
Net Increase (Decrease) in Net Position	15,206	(5,938)	24,454	(949,179)	(88,256)
Net Position - beginning of year	<u>1,484,515</u>	<u>102,777</u>	<u>159,142</u>	<u>(27,697,133)</u>	<u>107,559</u>
Net Position - end of year	<u>\$ 1,499,721</u>	<u>\$ 96,839</u>	<u>\$ 183,596</u>	<u>\$ (28,646,312)</u>	<u>\$ 19,303</u>

Student Loan Fund	Endowment Fund	Plant Fund	Agency Fund	Eliminations	Combined Primary Government Unit	A.C.C. Foundation Component Unit
\$ -	\$ -	\$ 190,453	\$ -	\$ ( 1,905,306 )	\$ 4,858,902	\$ -
-	-	-	-	-	4,061,578	-
-	18,038	-	-	-	201,410	-
-	-	-	-	-	14,500	-
-	-	-	-	-	1,147,333	-
-	-	-	-	-	-	-
-	-	2,568,573	-	( 2,568,573 )	-	-
-	-	-	-	-	112,915	18,281
-	18,038	2,759,026	-	( 4,473,879 )	10,396,638	18,281
-	-	-	-	-	7,736,620	-
-	-	-	-	( 32,759 )	1,136,057	-
-	-	-	-	( 218,890 )	1,349,769	-
-	-	-	-	( 13,611 )	1,466,328	-
-	158,799	-	-	( 1,905,306 )	3,693,070	1,510,215
-	-	-	-	-	1,985,276	115,360
-	-	2,433,490	-	( 2,303,313 )	1,751,284	-
-	-	996,749	-	-	996,749	-
-	158,799	3,430,239	-	( 4,473,879 )	20,115,153	1,625,575
-	( 140,761 )	( 671,213 )	-	-	( 9,718,515 )	( 1,607,294 )
-	-	500,000	-	-	5,987,014	-
-	-	-	-	-	2,688,545	-
-	-	1,604	-	-	38,604	93,471
-	-	( 36,101 )	-	-	( 36,101 )	-
-	133,733	1,220,590	-	-	1,405,088	443,878
-	-	2,952	-	-	5,152	-
-	133,733	1,689,045	-	-	10,088,302	537,349
-	( 7,028 )	1,017,832	-	-	369,787	( 1,069,945 )
-	( 287 )	362,983	-	-	-	-
-	( 7,315 )	1,380,815	-	-	369,787	( 1,069,945 )
-	20,664	18,045,531	-	-	( 7,776,945 )	9,810,102
\$ -	\$ 13,349	\$ 19,426,346	\$ -	\$ -	\$ ( 7,407,158 )	\$ 8,740,157

Alpena Community College

Combining Statement of Net Position

June 30, 2019

	General Fund	Designated Fund	Auxiliary Activities Fund	Unfunded Pension and OPEB Liability Fund	Restricted Fund
<b>Assets</b>					
Current Assets					
Cash and cash equivalents	\$ 2,503,837	\$ 100	\$ 1,900	\$ -	\$ 581
State appropriations receivable	1,219,624	-	-	-	-
Accounts receivable	2,787,059	15,817	14,939	-	-
Prepaid expense	1,803	-	-	-	6,167
Contributions receivable	-	-	-	-	-
Federal and state grants receivable	-	-	-	-	63,025
Inventories	7,180	-	662,646	-	-
Insurance funds on deposit	590,775	-	-	-	-
Due from (to) other funds	( 1,545,484 )	107,442	( 352,330 )	-	121,773
Total Current Assets	5,564,794	123,359	327,155	-	191,546
Restricted investments	-	-	-	-	-
Split interest investments	-	-	-	-	-
Other investments	-	-	-	-	-
Capital assets, net	-	-	-	-	-
Total Assets	5,564,794	123,359	327,155	-	191,546
<b>Deferred Outflows of Resources</b>					
Related to pensions	-	-	-	7,883,996	-
Related to OPEB	-	-	-	1,067,785	-
Total Deferred Outflows of Resources	-	-	-	8,951,781	-
<b>Total Assets and Deferred Outflows of Resources</b>	<b>\$ 5,564,794</b>	<b>\$ 123,359</b>	<b>\$ 327,155</b>	<b>\$ 8,951,781</b>	<b>\$ 191,546</b>
<b>Liabilities and Net Position</b>					
Current Liabilities					
Current portion of debt obligations	\$ -	\$ -	\$ -	\$ -	\$ -
Accounts payable	406,763	-	-	-	104
Accrued interest payable	-	-	-	-	-
Accrued payroll and related liabilities	791,008	6,401	5,870	-	19,855
Deposits	-	-	27,200	-	49,388
Unearned student tuition and fees	2,700,757	-	121,898	-	-
Total Current Liabilities	3,898,528	6,401	154,968	-	69,347
Long-term debt obligations	-	-	-	-	-
Net pension liability	-	-	-	24,722,675	-
Net OPEB liability	-	-	-	6,378,315	-
Accrued compensated balances	181,751	14,181	13,045	-	14,640
Total Liabilities	4,080,279	20,582	168,013	31,100,990	83,987
<b>Deferred Inflows of Resources</b>					
Related to pensions	-	-	-	2,840,190	-
State aid for pension	-	-	-	921,648	-
Related to OPEB	-	-	-	1,786,086	-
Total Deferred Inflows of Resources	-	-	-	5,547,924	-
<b>Net Position</b>					
Invested in capital assets, net of related debt	-	-	-	-	-
Restricted for:					
Expendable scholarships and grants	-	-	-	-	-
Unrestricted					
Unallocated	1,484,515	102,777	159,142	( 27,697,133 )	107,559
Total Net Position	1,484,515	102,777	159,142	( 27,697,133 )	107,559
<b>Total Liabilities, Deferred Inflows of Resources, and Net Position</b>	<b>\$ 5,564,794</b>	<b>\$ 123,359</b>	<b>\$ 327,155</b>	<b>\$ 8,951,781</b>	<b>\$ 191,546</b>

Student Loan Fund	Endowment Fund	Plant Fund	Agency Fund	Eliminations	Combined Primary Government Unit	A.C.C. Foundation Component Unit
\$ -	\$ -	\$ 1,435,963	\$ -	\$ -	\$ 3,942,381	\$ 1,982,221
-	-	-	-	-	1,219,624	-
-	-	-	-	-	2,817,815	-
-	-	-	-	-	7,970	-
-	-	-	-	-	-	740,313
-	-	-	-	-	63,025	-
-	-	-	-	-	669,826	-
-	-	-	-	-	590,775	-
-	20,664	1,466,367	181,568	-	-	-
-	20,664	2,902,330	181,568	-	9,311,416	2,722,534
-	-	-	-	-	-	6,441,454
-	-	-	-	-	-	646,625
-	-	10,960	-	-	10,960	-
-	-	16,612,276	-	-	16,612,276	-
-	20,664	19,525,566	181,568	-	25,934,652	9,810,613
-	-	-	-	-	7,883,996	-
-	-	-	-	-	1,067,785	-
-	-	-	-	-	8,951,781	-
\$ -	\$ 20,664	\$ 19,525,566	\$ 181,568	\$ -	\$ 34,886,433	\$ 9,810,613
\$ -	\$ -	\$ 249,000	\$ -	\$ -	\$ 249,000	\$ -
-	-	-	-	-	406,867	511
-	-	8,035	-	-	8,035	-
-	-	-	168,534	-	991,668	-
-	-	-	13,034	-	89,622	-
-	-	-	-	-	2,822,655	-
-	-	257,035	181,568	-	4,567,847	511
-	-	1,223,000	-	-	1,223,000	-
-	-	-	-	-	24,722,675	-
-	-	-	-	-	6,378,315	-
-	-	-	-	-	223,617	-
-	-	1,480,035	181,568	-	37,115,454	511
-	-	-	-	-	2,840,190	-
-	-	-	-	-	921,648	-
-	-	-	-	-	1,786,086	-
-	-	-	-	-	5,547,924	-
-	-	15,140,276	-	-	15,140,276	-
-	20,664	-	-	-	20,664	7,950,551
-	-	2,905,255	-	-	(22,937,885)	1,859,551
-	20,664	18,045,531	-	-	(7,776,945)	9,810,102
\$ -	\$ 20,664	\$ 19,525,566	\$ 181,568	\$ -	\$ 34,886,433	\$ 9,810,613

**Alpena Community College**

Combining Statement of Revenues, Expenses and Changes in Net Position

Year Ended June 30, 2019

	General Fund	Designated Fund	Auxiliary Activities Fund	Unfunded Pension and OPEB Liability Fund	Restricted Fund
<b>Revenue</b>					
Operating Revenue					
Tuition and fees	\$ 5,949,188	\$ 356,999	\$ -	\$ -	\$ -
Federal grants and contracts	10,235	-	-	-	3,137,043
State grants and contracts	-	-	-	-	96,423
Local grants and fees	-	-	-	-	21,750
Auxiliary activities	-	166,127	1,027,622	-	10,050
Indirect cost recovery	55,716	-	-	-	( 55,146 )
Current funds expenditures for equipment and capital improvements	-	-	-	-	-
Miscellaneous	121,603	495	-	-	-
<b>Total Operating Revenue</b>	<b>6,136,742</b>	<b>523,621</b>	<b>1,027,622</b>	<b>-</b>	<b>3,210,120</b>
<b>Expenses</b>					
Operating Expenses					
Instruction	7,541,482	33,964	-	( 308,262 )	30,145
Technology	941,324	111,375	53,113	( 30,292 )	-
Public services	-	138,677	31,392	( 3,025 )	170,772
Instructional support	1,332,709	10,739	-	( 52,936 )	68,630
Student services	1,352,019	302,655	811,021	( 74,392 )	2,923,322
Institutional administration	2,033,179	1,767	-	( 61,126 )	-
Operation and maintenance of plant	1,632,966	15,967	6,342	( 41,822 )	2,773
Depreciation	-	-	-	-	-
<b>Total Operating Expenses</b>	<b>14,833,679</b>	<b>615,144</b>	<b>901,868</b>	<b>( 571,855 )</b>	<b>3,195,642</b>
<b>Operating Income (Loss)</b>	<b>( 8,696,937 )</b>	<b>( 91,523 )</b>	<b>125,754</b>	<b>571,855</b>	<b>14,478</b>
<b>Nonoperating Revenue (Expenses)</b>					
State appropriations	6,901,642	-	-	( 921,648 )	-
Property tax	2,623,497	-	-	-	-
Investment income	42,892	-	-	-	-
Interest on capital asset - related debt	-	-	-	-	-
Gifts and permanent endowments	-	12,558	-	-	36,112
Gain (loss) on sale of capital assets	-	-	-	-	-
<b>Net Nonoperating Revenue (Expense)</b>	<b>9,568,031</b>	<b>12,558</b>	<b>-</b>	<b>( 921,648 )</b>	<b>36,112</b>
<b>Increase (Decrease) in Net Position</b>	<b>871,094</b>	<b>( 78,965 )</b>	<b>125,754</b>	<b>( 349,793 )</b>	<b>50,590</b>
<b>Transfers In (Out)</b>	<b>( 662,983 )</b>	<b>58,490</b>	<b>( 80,639 )</b>	<b>-</b>	<b>673</b>
<b>Net Increase (Decrease) in Net Position</b>	<b>208,111</b>	<b>( 20,475 )</b>	<b>45,115</b>	<b>( 349,793 )</b>	<b>51,263</b>
<b>Net Position - beginning of year</b>	<b>1,276,404</b>	<b>123,252</b>	<b>114,027</b>	<b>( 27,347,340 )</b>	<b>56,296</b>
<b>Net Position - end of year</b>	<b>\$ 1,484,515</b>	<b>\$ 102,777</b>	<b>\$ 159,142</b>	<b>\$ ( 27,697,133 )</b>	<b>\$ 107,559</b>

Student Loan Fund	Endowment Fund	Plant Fund	Agency Fund	Eliminations	Combined Primary Government Unit	A.C.C. Foundation Component Unit
\$ -	\$ -	\$ 193,114	\$ -	\$ ( 2,058,557 )	\$ 4,440,744	\$ -
-	-	-	-	-	3,147,278	-
-	32,882	-	-	-	129,305	-
-	-	-	-	-	21,750	-
-	-	-	-	-	1,203,799	-
-	-	-	-	-	570	-
-	-	514,038	-	( 514,038 )	-	-
-	-	-	-	-	122,098	23,913
-	32,882	707,152	-	( 2,572,595 )	9,065,544	23,913
-	-	-	-	-	7,297,329	-
-	-	-	-	( 38,508 )	1,037,012	-
-	-	-	-	-	337,816	-
-	-	-	-	( 9,089 )	1,350,053	-
-	168,101	-	-	( 2,058,557 )	3,424,169	367,668
-	-	-	-	-	1,973,820	151,033
-	-	523,291	-	( 466,441 )	1,673,076	-
-	-	1,028,766	-	-	1,028,766	-
-	168,101	1,552,057	-	( 2,572,595 )	18,122,041	518,701
-	( 135,219 )	( 844,905 )	-	-	( 9,056,497 )	( 494,788 )
-	-	-	-	-	5,979,994	-
-	-	-	-	-	2,623,497	-
-	-	2,594	-	-	45,486	519,428
-	-	( 41,034 )	-	-	( 41,034 )	-
-	143,900	18,050	-	-	210,620	1,486,780
-	-	9,905	-	-	9,905	-
-	143,900	( 10,485 )	-	-	8,828,468	2,006,208
-	8,681	( 855,390 )	-	-	( 228,029 )	1,511,420
-	-	684,459	-	-	-	-
-	8,681	( 170,931 )	-	-	( 228,029 )	1,511,420
-	11,983	18,216,462	-	-	( 7,548,916 )	8,298,682
\$ -	\$ 20,664	\$ 18,045,531	\$ -	\$ -	\$ ( 7,776,945 )	\$ 9,810,102