

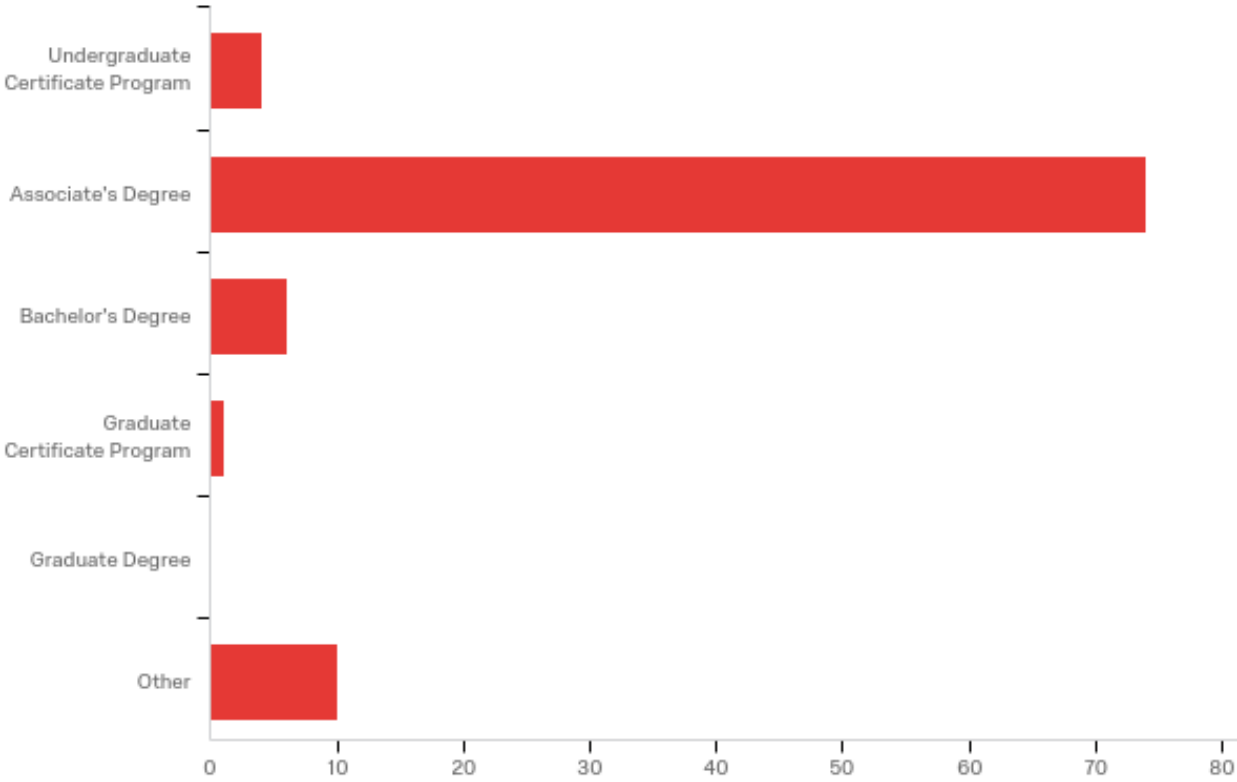
**Higher Learning Commission
Student Survey Results**

**Alpena Community College
(N=95)**

Please rate your level of agreement with the following statements. If the statement does not apply to you, please mark the "Not Applicable" button.

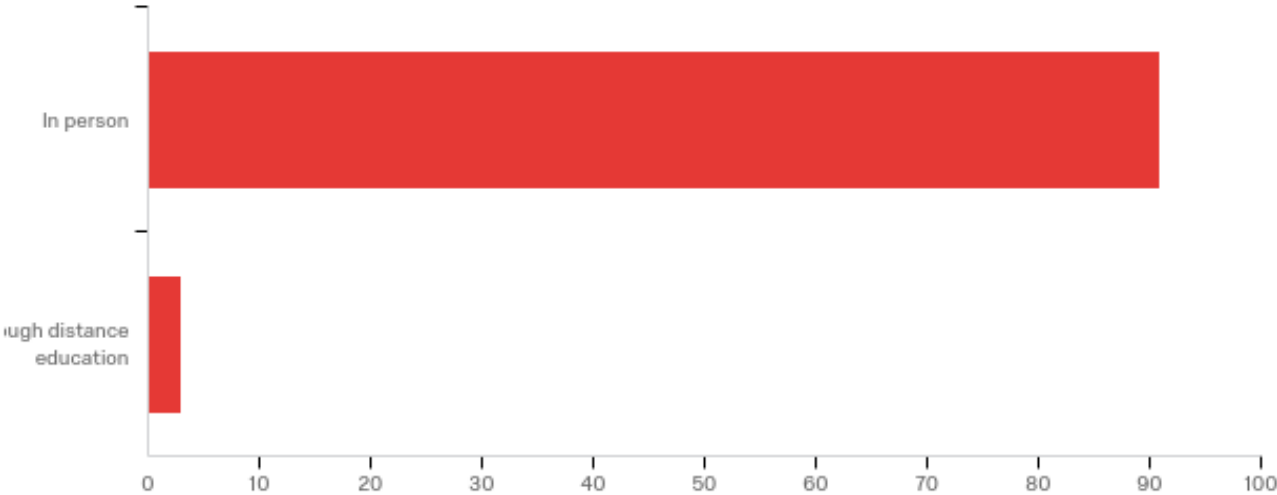
Question	Strongly Disagree	Disagree	Neutral	Agree	Strongly Agree	Mean	Total
The communication I received from the school about the overall enrollment process was clear	2	6	9	34	43	4.17	94
I received clear information as to how much my education would cost	3	9	12	34	36	3.97	94
A school financial aid officer provided financial aid counseling to help me understand the responsibilities of borrowing money to finance my education	5	12	10	23	26	3.70	76
The school worked with me to identify an academic program that met my goals	2	6	17	28	38	4.03	91
An academic advisor provided me with accurate information about the requirements necessary to fulfill my course of study	2	4	4	29	54	4.39	93
An academic advisor was available to help me with questions about my course of study	1	4	4	34	50	4.38	93
I was placed at the appropriate course level that matched my academic preparation	2	6	5	37	41	4.20	91
I am satisfied with the progress I am making toward completing my degree	3	2	7	29	52	4.34	93
Course content is appropriately challenging for my program of study	2	3	5	36	46	4.32	92
Courses required to complete my degree are available when I need to take them	4	8	18	32	30	3.83	92
Faculty who teach provide helpful instruction	4	1	11	27	48	4.25	91
Faculty are available when I need help	3	3	8	39	39	4.17	92
Faculty who teach are knowledgeable about their subject areas	3	1	6	29	52	4.38	91
When I have non-academic questions, I can reach someone who can help me in a timely way	3	5	12	32	37	4.07	89
Overall, I am satisfied with my experience at the school	2	3	9	32	47	4.28	93

What academic program are you currently enrolled in?



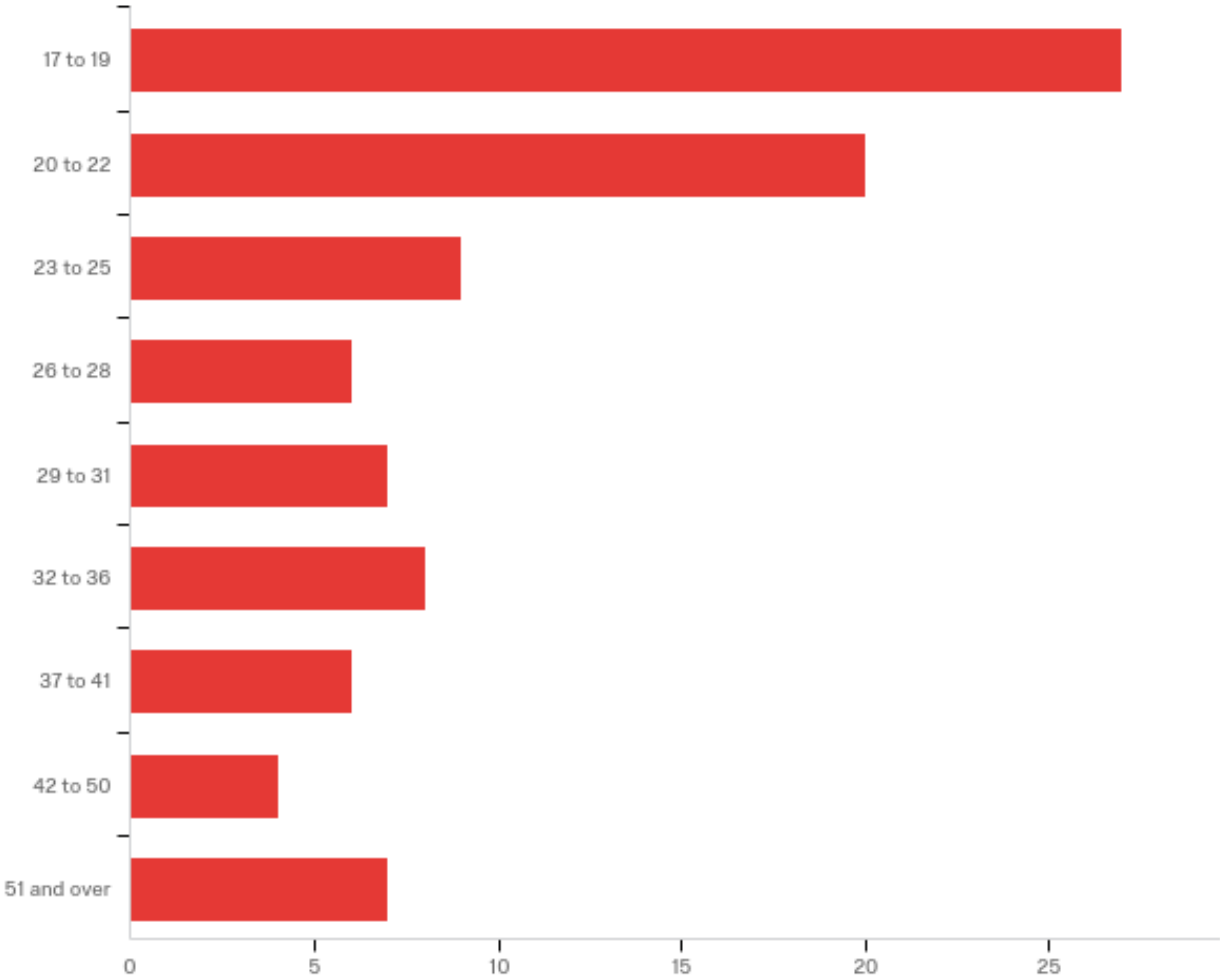
Answer	%	Count
Associate's Degree	77.89%	74
Bachelor's Degree	6.32%	6
Graduate Certificate Program	1.05%	1
Graduate Degree	0.00%	0
Other	10.53%	10
Undergraduate Certificate Program	4.21%	4
Total	100%	95

How do you primarily take classes at your school?



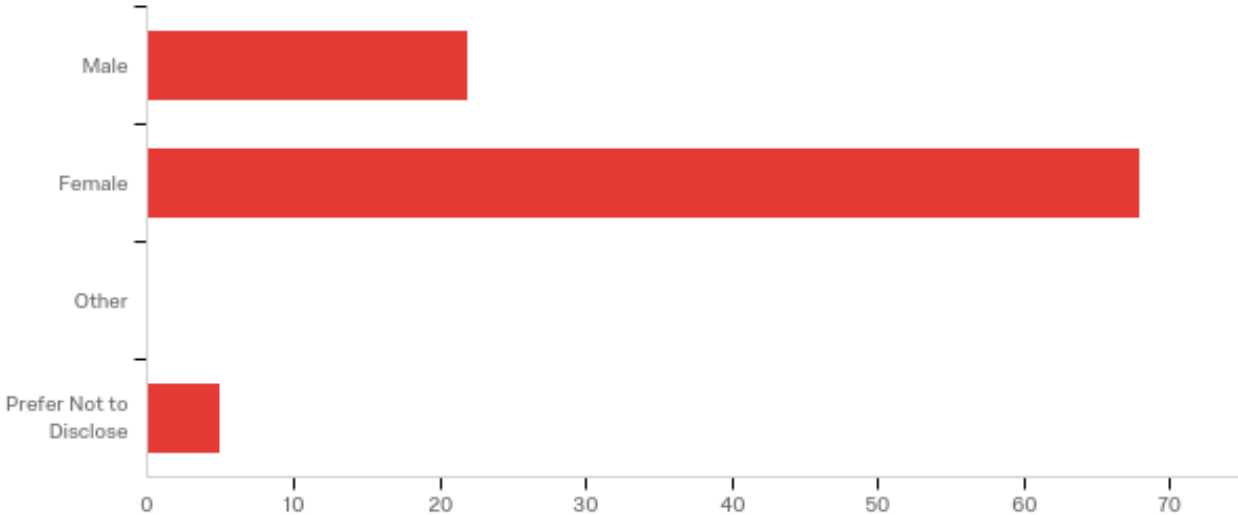
Answer	%	Count
In person	96.81%	91
Through distance education	3.19%	3
Total	100%	94

What is your current age?



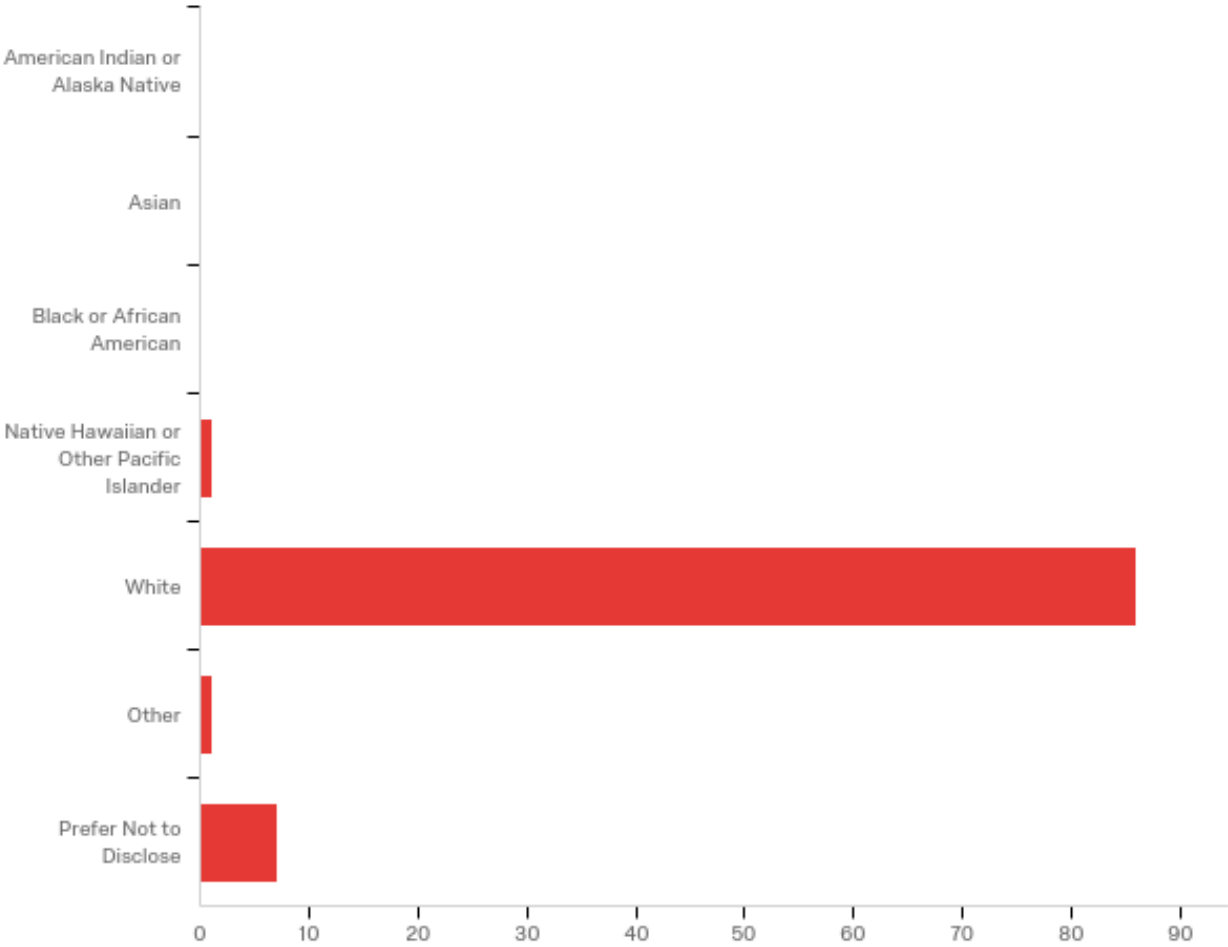
Answer	%	Count
17 to 19	28.72%	27
20 to 22	21.28%	20
23 to 25	9.57%	9
26 to 28	6.38%	6
29 to 31	7.45%	7
32 to 36	8.51%	8
37 to 41	6.38%	6
42 to 50	4.26%	4
51 and over	7.45%	7
Total	100%	94

What is your gender?



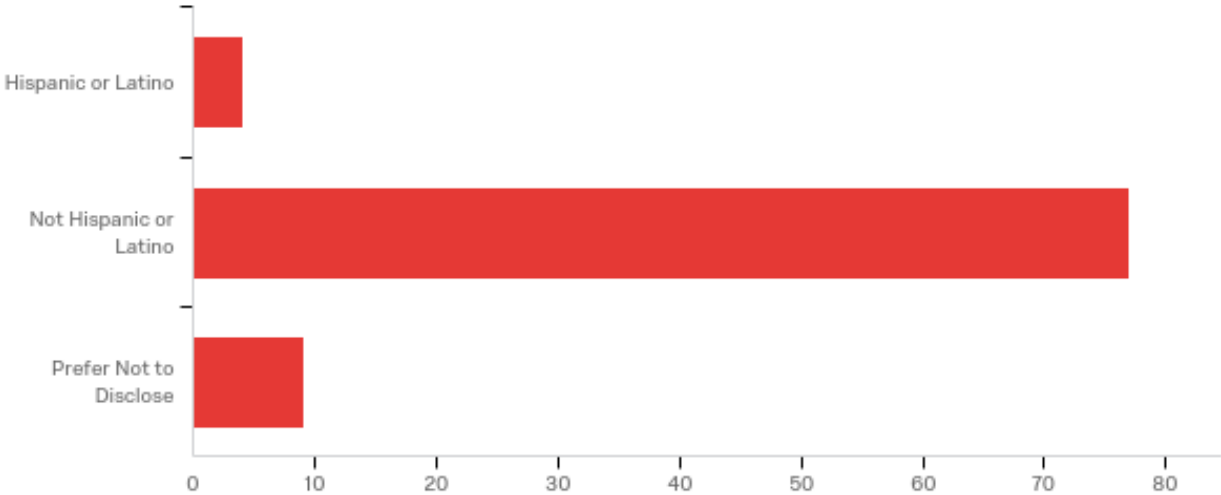
Answer	%	Count
Male	23.16%	22
Female	71.58%	68
Other	0.00%	0
Prefer Not to Disclose	5.26%	5
Total	100%	95

What is your race? (choose all that apply)



Answer	%	Count
American Indian or Alaska Native	0.00%	0
Asian	0.00%	0
Black or African American	0.00%	0
Native Hawaiian or Other Pacific Islander	1.05%	1
White	90.53%	86
Other	1.05%	1
Prefer Not to Disclose	7.37%	7
Total	100%	95

What is your ethnicity?



Answer	%	Count
Hispanic or Latino	4.44%	4
Not Hispanic or Latino	85.56%	77
Prefer Not to Disclose	10.00%	9
Total	100%	90