

*Alpena Community College
Board of Trustees*

*FY 2019 Budget Workshop
May 16, 2018*

ACC FY 2019 Budget Workshop

- *Budget Premises*
- *Budget*
- *Future Budget Considerations*

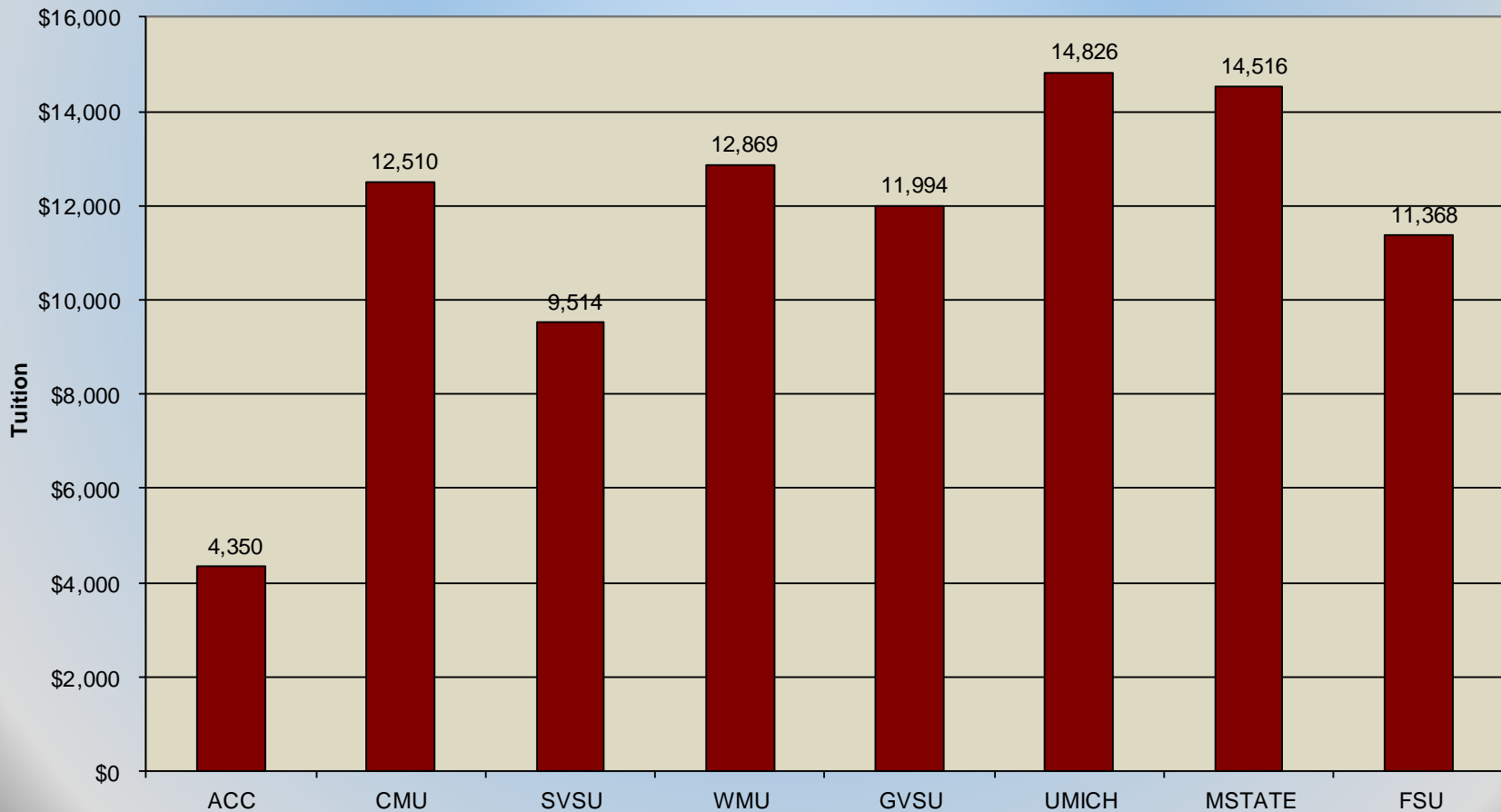
ACC FY 2019 Budget Workshop

- *Premises – Revenues*

- *Tuition and Fees revenue remains at FY 2017 actual levels*
- *Property tax for FY 2018 remains level*
- *State Aid remains level*

ACC FY 2019 Budget Workshop

ACC Compared to Michigan Universities 30 Credit Hours as of Fall/Spring 2018/19



ACC FY 2019 Budget Workshop

- *Premises – Expenditures*

- *An increase in steps, if available, and 2% on base, for Faculty and ESP I & II. Custodial /Maintenance contract still being negotiated.*
- *Administrative pay being evaluated and adjusted.*
- *Fringe Benefits – health insurance costs to the College increased by 3.4% under the State mandated healthcare premium maximum college contribution rates.*

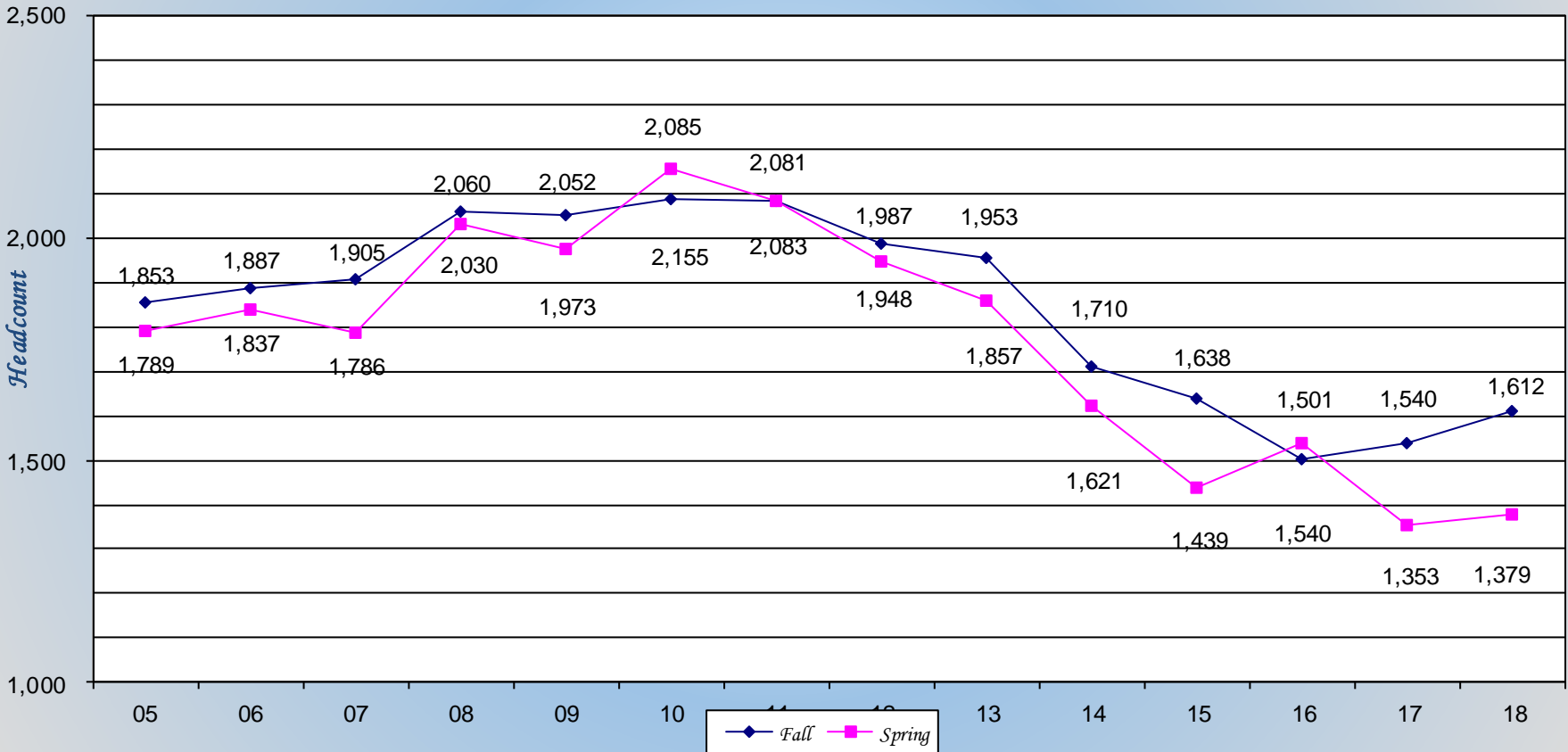
ACC FY 2019 Budget Workshop

- *Premises – Expenditures – Continued*

- *MPSEERS Retirement contribution rose slightly at 25.56% of wages for most wage earners and 30% for new hires. TIAA contribution is 12% for faculty and administrators who select it, 20 employees at last count.*
- *Information technology costs have risen by \$40,000*
- *Added police presence on campus additional \$40,000*
- *Most expenses held level or adjusted to meet funding requirements.*
- *Transfer to Maintenance & Replacement Fund is level.*

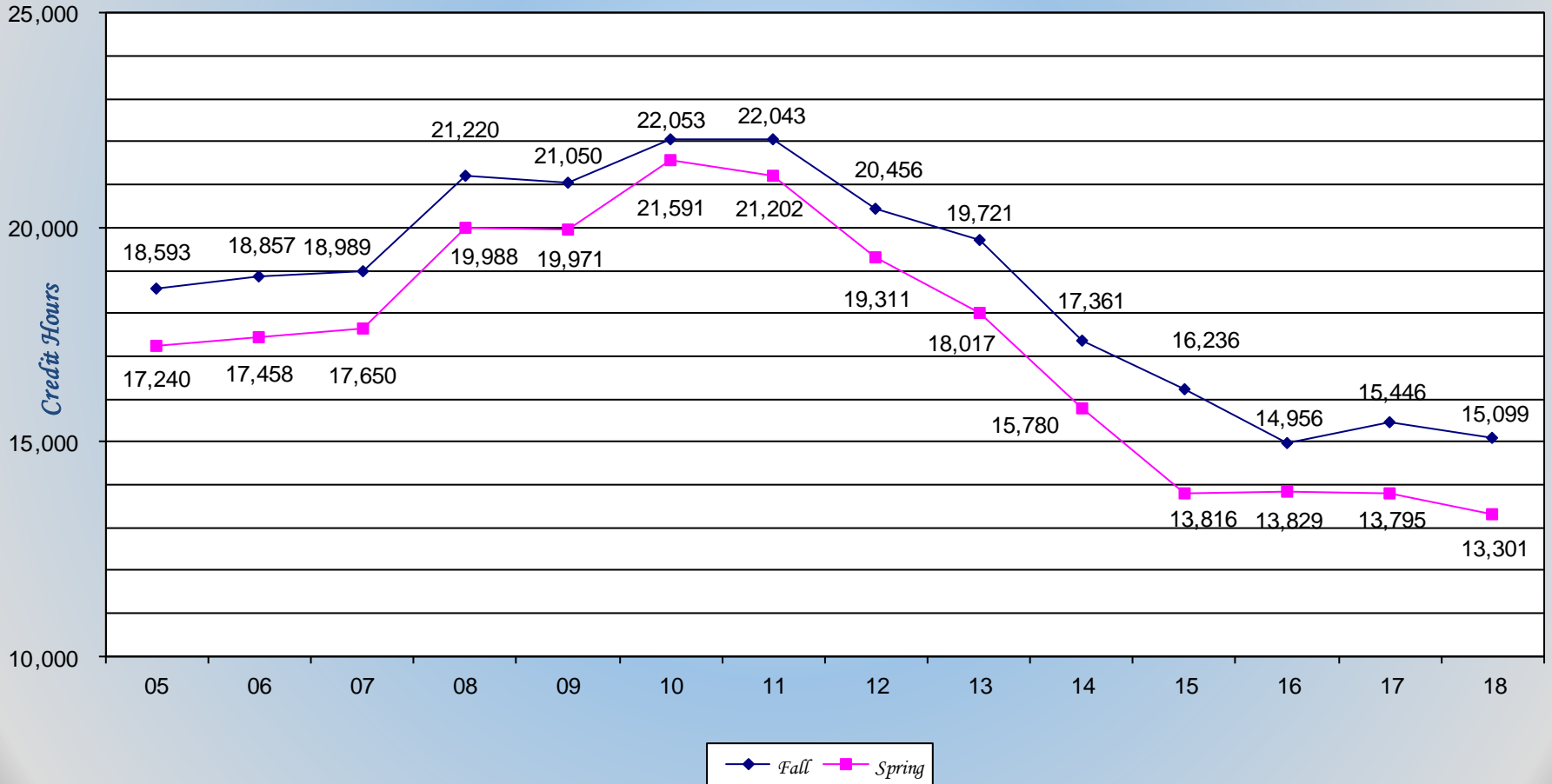
Alpena Community College

Headcount Enrollment History FY 2005 - 2018

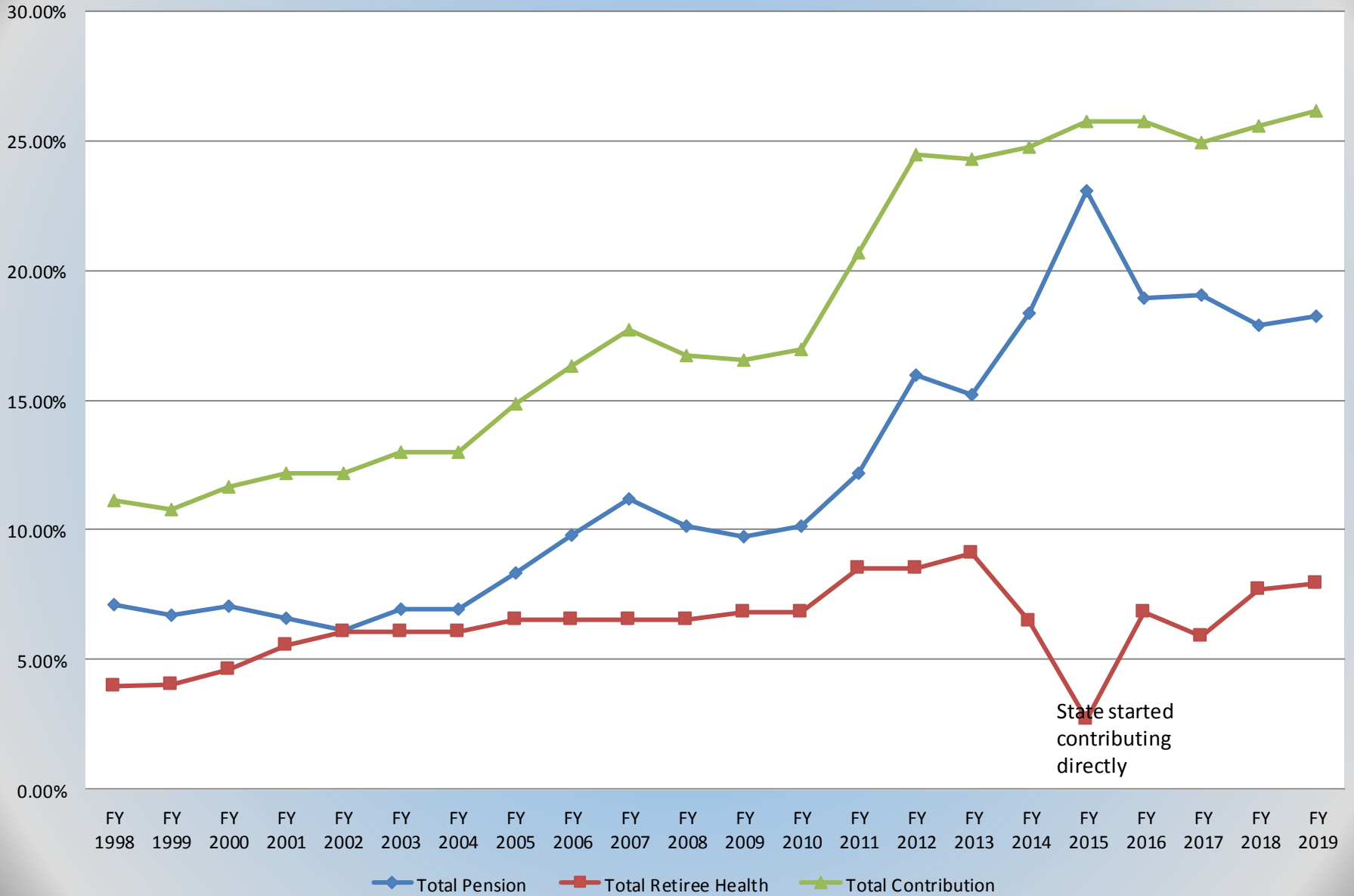


Alpena Community College

Credit Hour Enrollment History FY 2005 - 2018



MPERS Rates



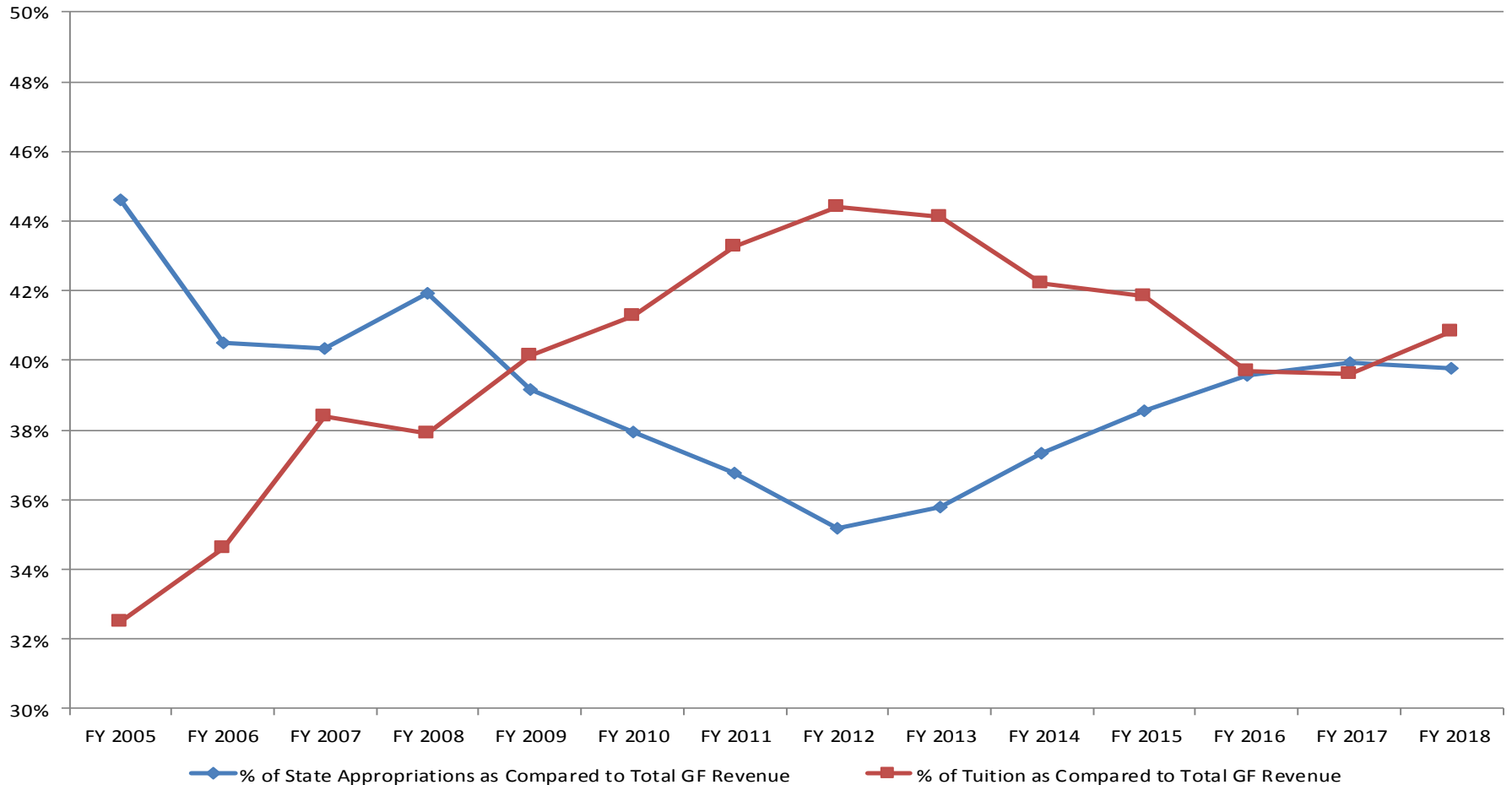
ACC FY 2019 Budget Workshop

General Fund Balance Schedule as of May 16, 2018

Fund Balance Year	General Fund Exp.	General & M&R Fund Balance at Beginning of Year	Inc. / (Dec.)	% Inc. / (Dec.)	Fund Balance at End of Year	Fund Bal. %	Goal (15%)	Comments
2011	13,803,677	1,070,674	59,976	5.6%	1,130,650	8.2%	2,070,552	
2012	13,962,260	1,130,650	(11,999)	-1.1%	1,118,651	8.0%	2,094,339	
2013	14,329,625	1,118,651	90,073	8.1%	1,208,724	8.4%	2,149,444	
2014	14,077,458	1,208,724	(41,381)	-3.4%	1,167,343	8.3%	2,111,619	
2015	14,027,655	1,167,343	(281,390)	-24.1%	885,953	6.3%	2,104,148	Prior period adjustment
2016	13,904,081	885,953	114,682	12.9%	1,000,635	7.2%	2,085,612	
2017	14,095,402	1,000,635	547,527	54.7%	1,548,162	11.0%	2,114,310	
2018	14,447,787	1,548,162	100,000	6.5%	1,648,162	11.4%	2,167,168	
2019	14,808,982	1,648,162	150,000	9.1%	1,798,162	12.1%	2,221,347	
2020	15,179,206	1,798,162	150,000	8.3%	1,948,162	12.8%	2,276,881	
2021	15,558,686	1,948,162	150,000	7.7%	2,098,162	13.5%	2,333,803	
2022	15,947,654	2,098,162	150,000	7.1%	2,248,162	14.1%	2,392,148	
2023	16,346,345	2,248,162	150,000	6.7%	2,398,162	14.7%	2,451,952	
2024	16,755,004	2,398,162	150,000	6.3%	2,548,162	15.2%	2,513,251	

ACC FY 2019 Budget Workshop

Alpena Community College Revenue Comparisons



Alpena Community College
General Fund Past Two Years and New
May 16, 2018

Description	2016-2017		2017-2018			2018-2019		
	Actual Totals	% of Actual	Budget Totals	% of Actual	% Inc.	Budget Totals	% of Budget	% Inc.
Property Taxes	2,577,183	17.61%	2,568,496	18.04%	-0.3%	2,619,496	18.21%	2.0%
Tuition/Fees	5,448,781	37.23%	5,814,970	40.85%	6.7%	5,912,970	41.09%	1.7%
State Aid	5,495,112	37.55%	5,660,243	39.76%	3.0%	5,694,915	39.58%	0.6%
State Aid - UAAL	879,834	6.01%		0.00%	0.0%	0	0.00%	0.0%
Federal	110,306	0.75%	103,361	0.73%	-6.3%	63,120	0.44%	-38.9%
Interest	(3,555)	-0.02%	2,500	0.02%	0.0%	2,500	0.02%	0.0%
Other	127,135	0.87%	86,719	0.61%	-31.8%	95,615	0.66%	10.3%
Total Revenue	14,634,796	100.00%	14,236,289	100.00%	-2.7%	14,388,616	100.00%	1.1%
Salaries	7,615,895	52.37%	7,681,530	53.96%	0.9%	7,774,943	53.64%	1.2%
Fringe Benefits	3,628,756	24.95%	3,780,924	26.56%	4.2%	3,870,278	26.70%	2.4%
F. B. - UAAL	879,834	6.05%		0.00%	0.0%	0	0.00%	0.0%
Outside Sources	583,392	4.01%	713,006	5.01%	22.2%	771,819	5.32%	8.2%
Advertising	199,661	1.37%	187,500	1.32%	-6.1%	187,500	1.29%	0.0%
Supplies	218,204	1.50%	263,720	1.85%	20.9%	263,720	1.82%	0.0%
Rental	2,250	0.02%	5,500	0.04%	144.4%	5,500	0.04%	0.0%
Utilities	431,792	2.97%	457,214	3.21%	5.9%	500,662	3.45%	9.5%
Telephone	59,003	0.41%	60,000	0.42%	1.7%	60,000	0.41%	0.0%
Postage	36,025	0.25%	40,000	0.28%	11.0%	40,000	0.28%	0.0%
Insurance	165,960	1.14%	168,400	1.18%	1.5%	155,000	1.07%	-8.0%
Travel & Mileage	81,203	0.56%	100,162	0.70%	23.3%	93,362	0.64%	-6.8%
Tuition Waivers/Dues	222,845	1.53%	238,000	1.67%	6.8%	242,000	1.67%	1.7%
Library & Equipment	41,990	0.29%	82,640	0.58%	96.8%	82,940	0.57%	0.4%
Other	118,007	0.81%	121,000	0.85%	2.5%	112,000	0.77%	-7.4%
Transfers	257,583	1.77%	336,693	2.37%	30.7%	335,346	2.31%	-0.4%
Total Expense	14,542,400	100.00%	14,236,289	100.00%	-2.1%	14,495,070	99.99%	1.8%
	92,396		0			(106,454)		

Alpena Community College
General Fund Three Year Projection
May 16, 2018

Description	2018-2019			2019-2020			2020-2021		
	Budget Totals	% of Budget	% Inc.	Budget Totals	% of Budget	% Inc.	Budget Totals	% of Budget	% Inc.
Property Taxes	2,619,496	17.98%	2.0%	2,619,496	17.95%	0.0%	2,619,496	17.66%	0.0%
Tuition/Fees	5,912,970	41.21%	1.7%	6,031,229	41.33%	2.0%	6,151,854	41.48%	2.0%
State Aid	5,694,915	39.69%	0.6%	5,808,813	39.81%	2.0%	5,924,990	39.95%	2.0%
Stata Aid - UAAL	0	0.00%	0.0%						
Federal	63,120	0.44%	-38.9%	34,716	0.24%	-45.0%	34,716	0.23%	0.0%
Interest	2,500	0.02%	0.0%	2,500	0.02%	0.0%	2,500	0.02%	0.0%
Other	95,615	0.67%	10.3%	95,615	0.66%	0.0%	95,615	0.64%	0.0%
Total Revenue	14,388,616	100.00%	1.1%	14,592,369	100.00%	1.4%	14,829,171	100.00%	1.6%
Salaries	7,774,943	53.64%	1.2%	8,047,066	54.22%	3.5%	8,288,478	54.56%	3.0%
Fringe Benefits	3,870,278	26.70%	2.4%	3,920,592	26.42%	1.3%	3,979,400	26.19%	1.5%
F. B. - UAAL	0	0.00%	0.0%						
Outside Sources	771,819	5.32%	8.2%	771,819	5.20%	0.0%	794,974	5.23%	3.0%
Advertising	187,500	1.29%	0.0%	187,500	1.26%	0.0%	187,500	1.23%	0.0%
Supplies	263,720	1.82%	0.0%	268,994	1.81%	2.0%	274,374	1.81%	2.0%
Rental	5,500	0.04%	0.0%	5,500	0.04%	0.0%	5,500	0.04%	0.0%
Utilities	500,662	3.45%	9.5%	508,172	3.42%	1.5%	515,795	3.40%	1.5%
Telephone	60,000	0.41%	0.0%	60,000	0.40%	0.0%	60,000	0.39%	0.0%
Postage	40,000	0.28%	0.0%	40,400	0.27%	1.0%	40,804	0.27%	1.0%
Insurance	155,000	1.07%	-8.0%	158,100	1.07%	2.0%	162,843	1.07%	3.0%
Travel & Mileage	93,362	0.64%	-6.8%	93,362	0.63%	0.0%	93,362	0.61%	0.0%
Tuition Waivers/Dues	242,000	1.67%	1.7%	249,260	1.68%	3.0%	256,738	1.69%	3.0%
Library & Equipment	82,940	0.57%	0.4%	82,940	0.56%	0.0%	82,940	0.55%	0.0%
Other	112,000	0.77%	-7.4%	113,120	0.76%	1.0%	114,251	0.75%	1.0%
Transfers	335,346	2.31%	-0.4%	335,346	2.26%	0.0%	335,346	2.21%	0.0%
Total Expenses	14,495,070	100.00%	1.8%	14,842,171	100.00%	2.4%	15,192,305	100.00%	2.4%
	(106,454)			(249,802)			(363,134)		

ACC FY 2019 Budget Workshop

Five Year Facilities Projected Expenditures

May 16, 2018

Budgeted Item	Total Cost	Budget Year					
		2018	2019	2020	2021	2022	2023
UTT Truck Repairs and Certifications	\$ 33,000	\$ 33,000	-	-	-	-	-
Room Upgrades - Carpet, Shades, Paint, etc.	\$ 18,000	\$ 18,000	-	-	-	-	-
Library Furniture Replacement	\$ 1,400	\$ 1,400	-	-	-	-	-
Building Automation Upgrades	\$ 5,600	\$ 5,600	-	-	-	-	-
Repair Brick Paver Walkway in the Rear of CTR at Library Entrance	\$ 6,000	\$ 6,000	-	-	-	-	-
FAC Parking Lot Drainage Improvements	\$ 5,400	\$ 2,700	\$ 2,700	-	-	-	-
Campus-wide Security Cameras	\$ 10,000	\$ 6,000	\$ 4,000	-	-	-	-
CTR Roof Restoration	\$ 190,000	\$ 15,000	\$ 15,000	\$ 60,000	\$ 60,000	\$ 40,000	-
BTC Terrazzo Refurbishment	\$ 16,000	\$ 8,000	\$ 8,000	-	-	-	-
BTC Masonry Restoration at Computer Classrooms and Auto Service	\$ 29,000	\$ 4,000	\$ 5,000	\$ 10,000	\$ 10,000	-	-
New and Updated Interior Directories and Campus Mapping	\$ 15,000	\$ 1,500	\$ 6,000	\$ 7,500	-	-	-
New Equipment for Wellness Center	\$ 38,000	\$ 10,000	\$ 10,000	\$ 6,000	\$ 4,000	\$ 4,000	\$ 4,000
LED Lighting Upgrades	\$ 30,000	\$ 10,000	\$ 10,000	\$ 10,000	-	-	-
HUSH Nursing Lab Remodel	\$ 15,000	\$ 15,000	-	-	-	-	-
Replace Both 12-passenger Vans	\$ 50,000	-	-	\$ 25,000	-	\$ 25,000	-
Replace Maintenance/Plow Trucks	\$ 50,000	-	-	-	-	\$ 25,000	\$ 25,000
Replace VCT Tile in 1st Floor of HUSH	\$ 10,000	-	\$ 10,000	-	-	-	-
FAC Automated Entry Door Opener	\$ 5,000	-	\$ 5,000	-	-	-	-
BTC Roof Replacement at Lower Section	\$ 160,000	-	-	-	-	-	\$ 160,000
Repave B-Lot	\$ 150,000	-	-	-	-	\$ 150,000	-
BTC Restroom Remodels	\$ 50,000	-	-	-	\$ 50,000	-	-
Restore EPDM Roof on WCCT	\$ 80,000	-	-	-	-	-	\$ 80,000
Replace WCCT walkway pavers and repair curb trip hazards	\$ 20,000	-	\$ 20,000	-	-	-	-
Replace WCCT Boiler with higher efficiency units	\$ 90,000	-	\$ 100,000	-	-	-	-
Upgrade Welding/Manufacturing Tech Fume Extraction and Air Make-up	\$ 50,000	-	-	-	-	-	\$ 50,000

ACC FY 2019 Budget Workshop

Five Year Facilities Projected Expenditures

May 16, 2018

Budgeted Item	Total Cost	Budget Year					
		2018	2019	2020	2021	2022	2023
UCB window replacement	\$ 20,000	-	-	-	-	\$ 20,000	-
Replace tables in CTR 104/106	\$ 25,000	-	\$ 5,000	\$ 5,000	\$ 5,000	\$ 5,000	\$ 5,000
Upgrade NRC Elevator	\$ 205,000	-	-	-	-	\$ 205,000	-
NRC Window Replacement	\$ 350,000	-	-	-	\$ 350,000	-	-
NRC air handler upgrades with vari-freq motor drive and A/C	\$ 85,000	-	-	-	-	-	\$ 85,000
NRC stair tread and landing replacement	\$ 36,000	-	-	-	-	-	\$ 36,000
NRC 4th Floor Balcony and Overhang Repair	\$ 40,000	-	-	\$ 40,000	-	-	-
Renovate/Upgrade NRC 101 Lecture Hall	\$ 350,000	-	-	-	-	-	\$ 350,000
New Roof Over NRC 101	\$ 18,000	-	\$ 18,000	-	-	-	-
New classroom chairs in NRC	\$ 10,000	-	-	\$ 10,000	-	-	-
New classroom chairs in BTC	\$ 10,000	-	\$ 10,000	-	-	-	-
New classroom chairs in VLH	\$ 10,000	-	-	-	\$ 10,000	-	-
Plant trees along BTC drive and along Johnson St sidewalk on VLH & BTC	\$ 8,000	-	\$ 2,000	-	\$ 2,000	\$ 2,000	\$ 2,000
Improvement to south Johnson St crosswalk and UCB sidewalk	\$ 30,000	-	\$ 30,000	-	-	-	-
Totals:	\$ 2,324,400	\$ 138,218	\$ 262,719	\$ 175,520	\$ 493,021	\$ 478,022	\$ 799,023
Van Lare Hall Mechanical/Heating System Overhaul	\$ 2,000,000	-	-	\$ 2,000,000	-	-	-
Van Lare Hall Restroom Remodels	\$ 60,000	-	-	\$ 60,000	-	-	-
Van Lare Hall Chimney Removal	\$ 25,000	-	-	\$ 25,000	-	-	-
Van Lare Hall Commons Area Beautification	\$ 12,000	-	-	\$ 12,000	-	-	-
Van Lare Hall Door Replacement and Front Entrance Enhancements	\$ 600,000	-	-	\$ 600,000	-	-	-
Totals:	\$ 2,697,000	\$ -	\$ -	\$ 2,697,000	\$ -	\$ -	\$ -
Grand Totals	\$ 5,021,400	\$ 138,218	\$ 262,719	\$ 2,872,520	\$ 493,021	\$ 478,022	\$ 799,023

ACC FY 2019 Budget Workshop

- *Future Budgeting Considerations*
 - *Enrollments lower than budgeted*
 - *State aid still being determined*
 - *Personal property tax reimbursement lower than estimated*
 - *Legislated retirement and healthcare provisions*